

School Organisation Sub-Committee

Agenda

| | |
|---------------|----------------------------------------------------------------------------------------|
| Date: | Friday, 26th April, 2013 |
| Time: | 10.00 am |
| Venue: | Committee Suite 1,2 & 3, Westfields, Middlewich Road, Sandbach CW11 1HZ |

The agenda is divided into 2 parts. Part 1 is taken in the presence of the public and press. Part 2 items will be considered in the absence of the public and press for the reasons indicated on the agenda and at the foot of each report.

PART 1 – MATTERS TO BE CONSIDERED WITH THE PUBLIC AND PRESS PRESENT

1. **Appointment of Chairman**

To appoint a Chairman for the meeting.

2. **Declarations of Interest**

To provide an opportunity for Members and Officers to declare any disclosable pecuniary and non-pecuniary interests in any item on the agenda.

3. **Proposed Expansion of Wheelock Primary School, Sandbach** (Pages 5 - 174)

To consider the proposal to expand Wheelock Primary School, Sandbach 210 to 315 pupil places with a planned implementation date for September 2014.

For any apologies or requests for further information, or to give notice of a question to be asked by a member of the public

Contact: Sarah Baxter

Tel: 01270 686462

E-Mail: sarah.baxter@cheshireeast.gov.uk

This page is intentionally left blank

SCHOOL ORGANISATION SUB COMMITTEE PROCEDURE

The Cabinet has adopted the following procedure when exercising its function as the relevant decision maker under Schedule 2 Education and Inspections Act 2006 to consider school reorganisation proposals which attract statutory objections. The Cabinet has also adopted this procedure for the determination of other non statutory education organisation proposals which have attracted objections.

Decisions will be taken by a Committee comprising of 3 or 5 Cabinet members sitting as a Cabinet Sub Committee who will elect one member as Chair.

Representatives from the Chester(CE) Diocesan Board of Education , the Diocese of Shrewsbury Catholic Education and nominated primary, secondary, special school, nursery and foundation school governors (where appropriate) will be invited to attend and offer advice to the Sub Committee where the proposals impact on their sector of educational provision.

Part 1 of meetings of the Sub Committee will be held in public.

Introduction

- (1) There will be a brief introduction by the Principal Adviser to the Sub Committee to explain the business which is being brought before the Sub Committee, and how it will be considered.

Presentation of the Proposal

- (2) The Chair of the Sub Committee will ask the Proposers' representative(s) to present the proposal.

(No more than three presentations and a maximum 15 minutes in total.)

Local Reaction to the Proposal

- (3) The Principal Adviser will report briefly to the Sub Committee on the level and nature of responses received, together with any other responses, eg: expressions of support for the proposals.
- (4) The Chair will invite a spokesman or spokesmen representing the objectors to make an oral presentation of their objections.

(No more than three presentations and a maximum 15 minutes in total.)

Objectors are, therefore, invited to work together to co-ordinate their representations and to nominate no more than three spokesmen.

Objectors are asked to notify the Democratic Services Officer to the Sub Committee of the name(s) of their spokesman or spokesmen in advance of the meeting.)

- (5) Representatives for the Diocesan and Governing Bodies where appropriate may each ask questions of the Proposers and Objectors

Information Seeking

- (6) Sub Committee Members may ask the Proposers' representative(s) any questions about:
- The case for the proposals.
 - Proposers' comments on the objections received.
- (8) Sub Committee Members may ask the objectors' spokesman or spokesmen any questions about the objections received.

Advice to the Sub Committee

- (9) Governor representatives and representatives from the Chester (CE) Diocesan Board of Education and Diocese of Shrewsbury Education Service where appropriate will be invited to make comments to the Sub Committee.
- (10) Elected Members will be invited to make comments to the Sub Committee.

Part 2 of the meeting will be held in private.

The Sub Committee will then meet in private and everyone else will be asked to leave the meeting at this point, save that elected members of the Borough Council may remain present, in accordance with the Council's Standing Orders relating to Council proceedings.

Review

- (11) The Sub Committee, advised by the Principal Adviser, will consider whether the Sub Committee has sufficient information to come to a decision, or whether more information, not available at the meeting, is needed.

In exceptional circumstances where significant additional information is required which cannot immediately be provided, it may be necessary for the Sub Committee to adjourn whilst the necessary information is obtained.

- (12) When (either at the first meeting to consider the proposal or at a subsequent meeting if need be) the Sub Committee considers that it has sufficient information to reach a decision, the Sub Committee will consider the issues having regard to each element of the relevant statutory Decision Makers guidance which it is required to consider, before reaching its decision.

Part 3 Announcement of the Decision in public session

- (13) The Sub Committee's decision will be made in public following the private review session. It will then be published on the Borough Council's Political Information Network within two working days and the Principal Adviser to the Sub Committee will then prepare and make public a written statement setting out the reasons for the Sub Committee's decision in relation to the relevant Statutory Decision Makers guidance.

This page is intentionally left blank

CHESHIRE EAST COUNCIL

School Organisation Sub Committee

Date of Meeting: 26 April 2013
Report of: Tony Crane, Director, Children Services
Subject/Title: Proposed Expansion of Wheelock Primary, Sandbach.
Portfolio Holder: Councillor Rachel Bailey

1.0 Report Summary

- 1.1 This decision paper reports on the outcome of the statutory public notice (**Annex 1**) of the Council's proposed expansion of Wheelock Primary School from 210 to 315 pupil places for September 2014 and details the responses received during the subsequent 4-weeks representation period, which commenced on 22 February 2013 and concluded on 22 March 2013. A copy of the full proposal and its appendices is attached as **Annex 2**. The School Organisation Sub Committee is advised that it must take into account any representations received when deciding whether to approve the proposal.
- 1.2 As the Strategic Commissioner of School Places, Cheshire East Council has a statutory duty to commission sufficient school places for children resident in its area. (The Education and Inspections Act, 2006 and The School Organisation (Prescribed Alterations to Maintained Schools)(England) Regulations 2007 (as amended by The School Organisation and Governance (Amendment)(England) Regulations 2007 which came into force on 21 January 2008 and The School Organisation and Governance Amendment)(England) Regulations 2009 which came into force on 1 September 2009).
- 1.3 In response to pupil forecasts, which indicate that there will be a shortfall in the number of primary school places in the Sandbach area due to population changes, a review of provision has been undertaken resulting in the proposed increase in capacity at Wheelock Primary School from 210 to 315 pupil places for implementation in September 2014.
- 1.4 Statutory consultation on this proposal was first approved by the Portfolio Holder for Children and Families Services on 15 October 2012.
- 1.5 The table below lists the documents included with this report.

| Annex | Document |
|-------|------------------------------------|
| 1 | Statutory Public Notice |
| 2 | Full Proposal |
| | Appendix 1 – Consultee List |
| | Appendix 2 – Consultation Document |

| | |
|-----------|-------------------------------------------------------------------------------|
| | Appendix 3 – Consultation Feedback Form |
| | Appendix 4 – Consultation Feedback |
| | Appendix 5 – “Drop in “ Session Feedback |
| | Appendix 6 – Extract - Cabinet Minutes, 23 February 2012 |
| | Appendix 7 – Extract - Council Minutes, 19 July 2012 |
| 3 | Extract of Governing Body Minutes – Wheelock Primary School |
| 4 | Representation Feedback Summary |
| 5 | Guidance for Members |
| 6 | 17 December 2012 - Portfolio Holder Report |
| 7 | 4 February 2013 – Portfolio Holder Report |
| 8 | Guidance issued by the Department for Education – Extract for Decision Makers |
| 9 | Equality Impact Assessment |
| 10 | Map showing Wheelock Primary School. |

2.0 Decision Requested

- 2.1 That the School Organisation Sub Committee approves the proposed expansion **Wheelock Primary School** from the 210 to 315 school places providing an additional 105 school places with implementation from September 2014.

3.0 Reasons for Recommendation

- 3.1 This proposal will enable the Local Authority to meet its statutory duty as Strategic Commissioner of School Places by commissioning sufficient school places for children resident in its area.
- 3.2 The Headteacher and Governors of Wheelock Primary have been consulted and fully support the proposed expansion of the school to accommodate the growing population and increasing demand for school places in their area. (Extract of Governing Body minutes attached as **Annex 3**)
- 3.3 In making this recommendation, full consideration has been given to the responses received from consultees during the formal consultation period. (Details included within **Annex 2**).
- 3.4 During the statutory 4-weeks representation period, 15 objections were received as follows:

| Connection to Sandbach | Number |
|------------------------------|-----------|
| Offley Primary School Parent | 4 |
| Other Parent | 1 |
| Local Councillor | 1 |
| Local Resident | 6 |
| Not Stated | 3 |
| Total | 15 |

- 3.5 The objections received have been collated in **Annex 4** to this report and include comments and views about,

- The negative impact on traffic congestion, car parking and road safety in the area of the school;
- A preference for the expansion of Offley Primary School;
- The potential effect of establishing a 1.5 form of entry primary school;
- The Council's longer term strategy including housing developments in the future;
- Transport from Ettiley Heath and costs incurred;
- Catchment areas and potential changes to these;
- Potential impact on Ofsted outcomes in the future.

3.6 The School Organisation Sub Committee must take these views into account when deciding whether to approve the proposal.

3.7 Information relating to these issues is included within **Annex 5** to this report to assist the School Organisation Sub Committee when considering the proposal, however, this should not discourage Members from considering any other information that they consider relevant.

4.0 Background

4.1 The rationale for this proposal is set out in the consultation document attached as Appendix 2 to the full proposal.

4.2 To summarise, January 2012 pupil forecasts indicated a shortfall in the number of primary school places due to changing populations and increasing demand in some areas of the Borough. These forecasts predicted that there would be only 8 spaces across all year groups and all primary schools by 2017. For the Sandbach area, these forecasts indicated a shortfall of 144 places for the same period across the 6 Sandbach primary schools and 151 shortfall including the 2 Haslington primary schools. This data is set out in the table below.

| Area | Unused (Surplus) Places (January 2012 School Census Forecasts) | | | | | | | | | |
|-------------------------------------------|-------------------------------------------------------------------|----|-------|-----|-------|-----|-------|-----|-------|------|
| | 13/14 | | 14/15 | | 15/16 | | 16/17 | | 17/18 | |
| Sandbach (8 Schools inc Haslington) | 31 | 2% | -28 | -1% | -68 | -4% | -119 | -6% | -151 | -8% |
| Sandbach (6 schools) | 4 | 0% | -52 | -4% | -79 | -6% | -119 | -9% | -144 | -11% |
| All CE Primary Schools | 1121 | 4% | 752 | 3% | 452 | 2% | 208 | 1% | 8 | 0% |

4.3 In response to these pupil forecasts a review of provision was undertaken, resulting in a proposal to increase the capacity at Wheelock Primary from 210 to 315 pupil places. This increase is intended to meet the increasing demand in this area. The proposal, if agreed, would deliver an additional 15 pupil places per year group, which could then be phased in at the normal point of entry to school. The effect of this on the shortfall in capacity across

the 6 Sandbach primary schools of 144 pupil places is demonstrated in the table below:

| Academic Year | Surplus Places/ Shortfall in places (January 2012 Forecasts) | Wheelock Proposal from 210 to 315 (105 additional places) | Additional Places Needed |
|---------------|-----------------------------------------------------------------------|--------------------------------------------------------------------|-----------------------------|
| 12/13 | 51 | | 51 |
| 13/14 | 4 | 15 | -11 |
| 14/15 | 52 | 30 | 22 |
| 15/16 | 79 | 45 | 34 |
| 16/17 | 119 | 60 | 59 |
| 17/18 | 144 | 75 | 69 |
| 18/19 | 144* | 90 | 54 |
| 19/20 | 144* | 105 | 39 |

*Forecasts using January 2012 data do not go beyond 2017, therefore 2017 figure is maintained as an indication.

- 4.4 The table above illustrates the need for additional capacity in the area beyond the 105 places proposed at Wheelock Primary School, with a remaining shortfall of 39 pupil places by 2019. This shows the projected shortfall once the school has reached full capacity, and on the basis that the forecast number of pupils for 2017 will remain at least constant for subsequent years.
- 4.5 Updated forecasts have since been produced using the October 2012 School Census Data. These forecasts have been calculated using a revised methodology to take into account increasing birth rates and increasing demand for places in Key Stage 1 (infants). The revised forecasts for the Sandbach area also include additional pupils from new housing developments on the basis that Section 106 Agreements between the developers and the Local Authority have been signed. The table below shows that the January 2012 forecast of 151 shortfall (across the 8 schools) and 144 for the 6 schools has increased to a shortfall of 210 and 186 pupil places by 2017.

| October 2012 Forecasts | Unused Places | | | | | | |
|------------------------------------------|---------------|-------|-------|-------|-------|-------|-------|
| | 12/13 | 13/14 | 14/15 | 15/16 | 16/17 | 17/18 | 18/19 |
| Sandbach 8 Schools inc. Haslington | 50 | 4 | -65 | -116 | -166 | -210 | -258 |
| | 3% | 0% | -3% | -6% | -9% | -11% | -13% |
| Sandbach 6 schools | 11 | -23 | -83 | -118 | -153 | -186 | -228 |
| | 1% | -2% | -6% | -9% | -12% | -14% | -18% |
| Cheshire East | 1376 | 1156 | 708 | 330 | -36 | -325 | -539 |
| | 5% | 4% | 2% | 1% | 0% | -1% | -2% |

- 4.6 When formulating options, one of the considerations has been to the Government presumption in favour of the expansion of popular and successful schools. Wheelock Primary School achieved Outstanding Ofsted status in 2011 and demand at the normal point of entry to the school has exceeded the number of available places since at least 2010 with more recent demand at 44 first preferences for 2012 and 50 for 2013. The growing number of first choices for this school, compared with the high number of pupils resident in the school's catchment area, are shown in the table below.

| School Name | PAN* (Places) 2013 | 1st Preferences | | Catchment Area | |
|--------------------|--------------------------|-----------------|------------|----------------|------------|
| | | 2012 | 2013 | 2012 | 2013 |
| Elworth CE | 40 | 60 | 51 | 39 | 29 |
| Elworth Hall | 30 | 15 | 12 | 25 | 21 |
| Offley | 45 | 47 | 52 | 52 | 50 |
| Sandbach Community | 15 | 18 | 8 | 36 | 42 |
| St John's C of E | 25 | 21 | 23 | 8 | 15 |
| Wheelock | 30 | 44 | 50 | 61 | 51 |
| Total | 185 | 212 | 192 | 221 | 208 |

*Published Admission Number, which applies to the normal point of entry to the school (reception class)

- 4.7 This request for approval to expand the school has taken into account feedback received during an extended consultation period. Whilst there has been strength of objection to the proposal on the grounds that the expansion of Offley Primary School is preferable, the recommendation remains that Wheelock Primary should be allowed to expand to provide more places at this successful school for local families and to redress the discrepancy in the number of available places and the consistent demand beyond the school's existing capacity. Officers have shared plans within the Sandbach School Partnership about the long term strategy for the area and if deliverable, this could see an increase in the number of places at Offley Primary to meet forecast basic need and at Elworth CE Primary due to increasing demand arising from new housing developments in its area.
- 4.8 The extended consultation period referred to in paragraph 4.7 is explained below.
- 4.9 15 October 2012 – Portfolio Holder Meeting:
- Permission to consult on the proposal to expand Wheelock Primary School was granted at the Portfolio Holder meeting of 15 October 2012. How statutory consultation is carried out is not prescribed in regulations and it is therefore for the Local Authority as the proposer in this instance to determine the nature of the consultation. The consultation period spanned 5 weeks in the first instance and subsequent decisions extended the consultation period to facilitate further discussion with schools in the area on alternative solutions.

- In order to invite feedback from consultees (**Appendix 1**), a formal consultation document was produced detailing the background and rationale for the proposed expansion and explaining the statutory consultation process (**Appendix 2**). Information on how feedback could be provided was included, together with a feedback form (**Appendix 3**). Letters were issued to a wide range of stakeholders to inform them of the proposal and invite comments. Stakeholders included Ward Members, the Diocese and Parish Councils. Information was sent to all schools in Sandbach and Haslington. Neighbouring primary schools were issued with letters for distribution to all their parents and carers inviting feedback. The formal consultation document was published on the Council's website and was available in hard copy on request.

4.10 3 December 2012 - Portfolio Holder Meeting:

- All feedback received during statutory consultation was collated for consideration on 3 December (**Appendix 4**). At this meeting it was resolved that the decision on the publication of statutory notices be deferred until 17 December. The minutes of the meeting state *'that the Cabinet Member for Children and Family Services defers a decision on Wheelock Primary School for up to two weeks to enable further consideration to be given to additional information and comments received during the consultation period'*.

4.11 17 December 2012 – Portfolio Holder Meeting:

- Having fully considered all feedback received during consultation, the Council's Cabinet Member requested that further consideration be given to the alternative solutions proposed by representatives of the Sandbach and Haslington primary schools. The minutes of this meeting state *'that the Cabinet Member for Children and Family Services defers a decision on the request to publish a statutory notice detailing the proposed expansion of Wheelock Primary School in order to allow a further two weeks' consultation on possible alternative solutions to the increasing demand for places in the Sandbach area'*. (A copy of the report of 17 December is attached as **Annex 6**)

4.12 14 January 2013 – Sandbach Primary Headteachers and Governors Meeting

- On **14 January** a meeting arranged by officers to discuss alternative solutions to the forecast shortfall in capacity was attended by headteachers and governors from the 8 primary schools. Details of this meeting were presented in the report to the Portfolio Holder at the meeting held on 4 February 2013. (**Annex 7**)

4.13 15 January 2013 – 'Drop in' Session to Invite Local Views

- A 'drop in' session was held in Sandbach to facilitate local feedback on the proposal.

- The comments received were presented in the report to the Portfolio Holder at the meeting held on 4 February 2013. (**Annex 7**)

4.14 4 February 2013 – Portfolio Holder Meeting

- The outcomes of extended consultation were presented in a report seeking authorisation to issue a public notice and commence the 4-weeks representation period, which was approved. (**Annex 7**).
- Members are advised that following publication of a statutory notice, any person can submit representations, which can be objections as well as expressions of support for the proposals. The representation period is usually the final opportunity for people and organisations to express their views about the proposals. The School Organisation Sub Committee must take these views into account when deciding whether to approve the proposal.
- The statutory notice was published in the local paper and a copy of the complete proposal and statutory notice were forwarded to the Secretary of State, in accordance with the guidance issued by the Department for Education. Comments were invited from key stakeholders including Ward Members, the Diocese and the Parish Council. Information was emailed to all schools in the Sandbach. Schools were issued with letters for distribution to all their parents and carers. Copies of the statutory public notices were displayed by officers on the school gates at Wheelock Primary School and in other prominent places in the local area, including nearby Ettiley Heath.
- The representation period ran for 4 weeks, in accordance with statutory requirements, commencing on 22 February and ending on 22 March 2013.

5.0 Wards Affected

- 5.1 **Wheelock Primary School** is situated in Sandbach Ettiley Heath and Wheelock Ward. However consultation was undertaken with neighbouring wards:-

Brereton Rural
Sandbach Elworth
Sandbach Town
Sandbach Ettiley Heath and Wheelock
Sandbach Heath and East
Haslington

6.0 Local Ward Members

John Wray – Brereton Rural
Gill Merry – Sandbach Elworth
Barry Moran – Sandbach Town

Gail Wait – Sandbach Ettley Heath & East
Sam Corcoran – Sandbach Heath & East
David Marren – Haslington
John Hammond – Haslington.

7.0 Financial Implications (Authorised by the Director of Finance and Business Services)

- 7.1 The proposed expansion is part of an approved block budget (grant) set aside for Basic Need. The block budget was formally approved at Council on 23 February 2012. **(Appendix 6)**
- 7.2 The building work would be funded from the Council's 2012/2013 Capital Programme for Basic Needs. The capital investments required are estimated at £1,608,758.

8.0 Legal Implications (Authorised by the Borough Solicitor)

- 8.1 As the additional accommodation proposed for Wheelock Primary would increase the capacity of the school by more than 30 pupils and by more than 25% the proposed enlargement is subject to statutory proposals.
- 8.2 Section 21 of the Education and Inspections Act 2006 states that regulations will set out who determines any proposals for prescribed alterations, including expansions made under Section 19. Whilst the School Organisation (Prescribed Alterations to Maintained Schools) (England) Regulations 2007, as amended, describe the procedures that must be followed when considering of prescribed alteration proposals and states that local authorities should generally make decisions about such matters.
- 8.3 If a local authority fails to make a decision about a proposal within 2 months of the end of the Representation Period the local authority must forward the proposal, and any representations received, excluding those withdrawn in writing, to the Schools Adjudicator for a decision.
- 8.4 The Act adds, at sub-section 21 - 6 that when a decision maker is exercising their functions under these regulations, they should have regard to the statutory guidance given from time to time by the Secretary of State. The Department for Education's guidance entitled '*Extract of Decision Makers' Guidance*' is attached for Members as **Annex 8**
- 8.5 Paragraph 4.7 of that statutory guidance states that, upon receipt of the proposal, there are 4 key issues that decision makers should consider before judging the respective factors and merits of the proposal.
- Is any information missing? If so, the decision maker should request this immediately specifying a date by which the information should be provided;
 - Does the published notice comply with statutory requirements?
 - Has the statutory consultation been carried out prior to the publication of the notice? and

- Are the proposals “related” to other published proposals?

- 8.6 The School Organisation Sub Committee is advised that they must have regard to paragraphs 4.17 to 4.73 of the statutory Guidance when making their decision, in accordance with Regulation 8 of The Regulations. As stated in paragraph 3.7 above, information considered to be of relevance to this section of the Guidance is set out in **Annex 5**, but this should not discourage members from considering any other issues that they consider relevant. The Department for Education’s guidance makes it clear that the list provided in the Guidance should not be treated as exhaustive because the importance of each factor will vary depending on the proposal and as such all proposals should be considered on their individual merits.
- 8.7 Where capital funding is required for a proposal, guidance states that the decision maker must be satisfied that funding is available before any proposals are published (**Appendix 6**)
- 8.8 An Equality Impact Assessment (**Annex 9**) has been completed in relation to this proposal and concluded that the proposal would have an overall positive impact on several of the areas, specifically parents and carers, young people and socio-economic disadvantaged groups and a neutral impact on the remaining factors.

9.0 Risk Management

- 9.1 Disruption to pupils, staff and the community must be kept a minimum during the reorganisation period and any subsequent building programme. This is to ensure that standards continue to improve.
- 9.2 The proposed expansion was identified to address a basic need in Sandbach. This is in order to ensure that the Authority meets its statutory duty to provide sufficient school places in this area.
- 9.3 The extended consultation period has impacted on the intended implementation date of September 2013 and therefore further interim measures will be necessary for admission in 2013 to ensure that there is no child without a school place within a reasonable distance from the home address.
- 9.4 Implementation of this proposal will be subject to the necessary planning permissions.

10.0 Access to Information

- 10.1 The background papers relating to this report can be inspected by contacting the report writer:

Name: Barbara Dale
Designation: School Admissions and Organisation Manager
Tel No: 01270 686392
Email: Barbara.Dale@cheshireeast.gov.uk

This page is intentionally left blank



STATUTORY NOTICE

PROPOSED EXPANSION OF WHEELLOCK PRIMARY SCHOOL, SANDBACH.

Notice is given in accordance with section 19(1) of the Education and Inspections Act 2006 that Cheshire East Council intends to make a prescribed alteration to Wheelock Primary School , a Community school at Crewe Road, Wheelock, Sandbach CW11 3RT from 01 September 2014.

Cheshire East Council is proposing to expand Wheelock Primary school from 210 school places to 315 school places with effect from September 2014.

The current capacity of the school is 210 and the proposed capacity will be 315. The current number of pupils registered at the school is 231. The current admission number for the school is 30 and the proposed admission number will be 45.

The proposal will be implemented by Cheshire East Council

This Notice is an extract from the complete proposal. Copies of the complete proposal can be obtained from the Council's website:

www.cheshireeast.gov.uk or can be obtained by writing to Barbara Dale, School Admissions and Organisation Manager, Children, Families and Adults Services, Organisation and Capital Strategy, Delamere House, Delamere Street, Crewe, Cheshire CW1 2LL.

Within four weeks from the date of publication of these proposals, any person may object to or make comments on the proposal by sending them to Children, Families and Adults Services, Organisation and Capital Strategy, Delamere House, Delamere Street, Crewe, Cheshire CW1 2LL or by email to SOCS@cheshireeast.gov.uk.

Signed: Lorraine Butcher

Strategic Director Children, Families and Adults

Publication Date: 20 February 2013

This page is intentionally left blank

PROPOSALS FOR PRESCRIBED ALTERATIONS OTHER THAN FOUNDATION PROPOSALS: Information to be included in a complete proposal

Extract of Part 1 of Schedule 3 and Part 1 of Schedule 5 to The School Organisation (Prescribed Alterations to Maintained Schools)(England) Regulations 2007 (as amended):

In respect of a Governing Body Proposal: School and governing body's details

1. The name, address and category of the school for which the governing body are publishing the proposals.

Not Applicable

In respect of an LEA Proposal: School and local education authority details

1. The name, address and category of the school .

Wheelock Primary
Crewe Road
Wheelock
Sandbach
Cheshire
CW11 3RT

Wheelock Primary is a Community school maintained by
Cheshire East Borough Council,
Westfields,
Middlewich Road,
Sandbach,
Cheshire, CW11 1HZ

Implementation and any proposed stages for implementation

2. The date on which the proposals are planned to be implemented, and if they are to be implemented in stages, a description of what is planned for each stage, and the number of stages intended and the dates of each stage.

| |
|----------------|
| September 2014 |
|----------------|

Objections and comments

3. A statement explaining the procedure for making representations, including —
- (a) the date prescribed in accordance with paragraph 29 of Schedule 3 (GB proposals)/Schedule 5 (LA proposals) of The School Organisation (Prescribed Alterations to Maintained Schools) (England) Regulations 2007 (as amended), by which objections or comments should be sent to the local education authority; and
 - (b) the address of the authority to which objections or comments should be sent.

Within 4 weeks from the date of publication of this proposal any person may object to or make comments on the proposal by sending them to:-

Children, Families and Adults Services
 Organisation and Capital Strategy,
 Delamere House (EC),
 Delamere Street,
 Crewe,
 Cheshire, CW1 2LL

or via email to SOCS@cheshireeast.gov.uk.

Alteration description

4. A description of the proposed alteration and in the case of special school proposals, a description of the current special needs provision.

The proposal is to expand the school to provide 315 pupil places by increasing the existing capacity by 105 places for implementation in April 2014. The Local Authority, as the Admission Authority for the school, will determine an increase in the Published Admission Number from 30 to 45 in April 2013 for September 2014, in accordance with statutory requirements, and subject to approval to expand the school, would admit children above the published admission number into the reception class with effect from September 2013.

School capacity

- 5.—(1) Where the alteration is an alteration falling within any of paragraphs 1 to 4, 8, 9 and 12-14 of Schedule 2 (GB proposals)/paragraphs 1-4, 7, 8, 18, 19 and 21 of Schedule 4 (LA proposals) to The School Organisation (Prescribed Alterations to Maintained Schools) (England) Regulations 2007 (as amended), the proposals must also include —

- (a) details of the current capacity of the school and, where the proposals will alter the capacity of the school, the proposed capacity of the school after the alteration;

Current capacity of the school is 210 school places. The proposed new capacity of the school is 315.

- (b) details of the current number of pupils admitted to the school in each relevant age group, and where this number is to change, the proposed number of pupils to be admitted in each relevant age group in the first school year in which the proposals will have been implemented;

Changes to published admission numbers; which determine the number of pupils to be admitted into the relevant age group, will be made in accordance with the requirements set out in paragraph 1.4 of the School Admissions Code. The relevant age group is defined in law as “an age group in which pupils are or will normally be admitted” to the school.

The Published Admission Number (PAN) for this school is 30. If the proposal is approved the Local Authority, as admission authority, would determine an increase in the PAN from 30 to 45 to apply with effect from September 2014.

In the event that approval is given to expand the school for completion in April 2014, the Local Authority will admit pupils above the admission number up to a maximum of 45 pupils into the relevant age group in accordance with the requirements set out in paragraph 1.4 of the School Admissions Code

- (c) where it is intended that proposals should be implemented in stages, the number of pupils to be admitted to the school in the first school year in which each stage will have been implemented;

Not Applicable

- (d) where the number of pupils in any relevant age group is lower than the indicated admission number for that relevant age group a statement to this effect and details of the indicated admission number in question.

Not Applicable

(2) Where the alteration is an alteration falling within any of paragraphs 1, 2, 9, 12 and 13 of Schedule 2 (GB proposals) /paragraphs 1, 2, 8, 18 and 19 of Schedule 4 (LA proposals) to The School Organisation (Prescribed Alterations to Maintained Schools) (England) Regulations 2007 (as amended), a statement of the number of pupils at the school at the time of the publication of the proposals.

There are currently 231 pupils on roll

Implementation

6. Where the proposals relate to a foundation or voluntary controlled school a statement as to whether the proposals are to be implemented by the local education authority or by the governing body, and, if the proposals are to be implemented by both, a statement as to the extent to which they are to be implemented by each body.

Not Applicable

Additional Site

7.—(1) A statement as to whether any new or additional site will be required if proposals are implemented and if so the location of the site if the school is to occupy a split site.

No new site will be required but the proposal requires 4 extra classrooms to be provided within the existing school site. The site is sufficient to expand to accommodate 315 pupil places retaining adequate playground and playing field provision.

(2) Where proposals relate to a foundation or voluntary school a statement as to who will provide any additional site required, together with details of the tenure (freehold or leasehold) on which the site of the school will be held, and if the site is to be held on a lease, details of the proposed lease.

Not Applicable

Changes in boarding arrangements

8.—(1) Where the proposals are for the introduction or removal of boarding provision, or the alteration of existing boarding provision such as is mentioned in paragraph 8 or 21 of Schedule 2 (GB proposals)/7 or 14 of Schedule 4 to The School Organisation (Prescribed Alterations to Maintained Schools) (England) Regulations 2007 (as amended) —

- (a) the number of pupils for whom it is intended that boarding provision will be made if the proposals are approved;

Not Applicable

- (b) the arrangements for safeguarding the welfare of children at the school;

| |
|----------------|
| Not Applicable |
|----------------|

- (c) the current number of pupils for whom boarding provision can be made and a description of the boarding provision; and

| |
|----------------|
| Not Applicable |
|----------------|

- (d) except where the proposals are to introduce boarding provision, a description of the existing boarding provision.

| |
|----------------|
| Not Applicable |
|----------------|

(2) Where the proposals are for the removal of boarding provisions or an alteration to reduce boarding provision such as is mentioned in paragraph 8 or 21 of Schedule 2 (GB proposals)/7 or 14 of Schedule 4 (LA proposals) to The School Organisation (Prescribed Alterations to Maintained Schools) (England) Regulations 2007 (as amended) —

- (a) the number of pupils for whom boarding provision will be removed if the proposals are approved; and

| |
|----------------|
| Not Applicable |
|----------------|

- (b) a statement as to the use to which the former boarding accommodation will be put if the proposals are approved.

| |
|----------------|
| Not Applicable |
|----------------|

Transfer to new site

9. Where the proposals are to transfer a school to a new site the following information—

- (a) the location of the proposed site (including details of whether the school is to occupy a single or split site), and including where appropriate the postal address;

| |
|----------------|
| Not Applicable |
|----------------|

- (b) the distance between the proposed and current site;

| |
|----------------|
| Not Applicable |
|----------------|

- (c) the reason for the choice of proposed site;

| |
|----------------|
| Not Applicable |
|----------------|

(d) the accessibility of the proposed site or sites;

| |
|----------------|
| Not Applicable |
|----------------|

(e) the proposed arrangements for transport of pupils to the school on its new site;
and

| |
|----------------|
| Not Applicable |
|----------------|

(f) a statement about other sustainable transport alternatives where pupils are not using transport provided, and how car use in the school area will be discouraged.

| |
|----------------|
| Not Applicable |
|----------------|

Objectives

10. The objectives of the proposals.

| |
|-------------------------------------------------------------------------------------------------------------------------------------------------|
| The objective of the proposal is to address basic need by creating additional school places to accommodate the growing demand in the local area |
|-------------------------------------------------------------------------------------------------------------------------------------------------|

Consultation

11. Evidence of the consultation before the proposals were published including—

- (a) a list of persons who were consulted;
- (b) minutes of all public consultation meetings;
- (c) the views of the persons consulted;
- (d) a statement to the effect that all applicable statutory requirements in relation to the proposals to consult were complied with; and
- (e) copies of all consultation documents and a statement on how these documents were made available.

| |
|-----------------------------------------------------------------------------------------------------------------------------------------------------------------------------------------------------------------------------------------------------------------------------------------------------------------------------------|
| In accordance with section 19 of the Education and Inspections Act 2006 Cheshire East Council has consulted interested parties on its proposal to expand Wheelock Primary School. Consultation was implemented between 22 October 2012 and 23 November 2012 and in accordance with the guidance issued by the Secretary Of State. |
|-----------------------------------------------------------------------------------------------------------------------------------------------------------------------------------------------------------------------------------------------------------------------------------------------------------------------------------|

| |
|-----------------------------------------------------------------------------------------------------------------------------------------------------------------------------------------------------------------------------------------------------------------------------------------------------------------------------------------------------------------|
| The consultation documents were published on the Council's website at www.cheshireeast.gov.uk throughout the process and were made available in hard copy on request. The Council's website has been updated regularly to provide full details and information about the process has been communicated in writing, |
|-----------------------------------------------------------------------------------------------------------------------------------------------------------------------------------------------------------------------------------------------------------------------------------------------------------------------------------------------------------------|

including email, to all interested parties. **Appendix 1** contains the list of persons and parties who were consulted together with information about how the consultation has been implemented. Additionally the Local Authority has held meetings during the formal consultation period with headteachers and governor representatives from the local schools.

In order to facilitate feedback on the proposal, a formal document was produced (**Appendix 2**) detailing the background to the proposal and the statutory consultation process, with information on how feedback could be provided. A feedback form was included with the document. (**Appendix 3**) and an electronic form was made available online to facilitate feedback and interested parties could also provide feedback orally by telephoning the Council.

A total of 265 responses were received by the deadline of 23 November and the feedback received is summarised in **Appendix 4**.

At the Council Cabinet Member's meeting on 3 December, it was resolved that the decision on the publication of statutory notices be deferred until 17 December to allow more time for consideration of the large number of responses that were received at the end of the consultation period. At the meeting of 17 December the Council's Cabinet Member requested that further consideration be given to the alternative solutions proposed by representatives of the Sandbach and Haslington primary schools.

In response, a further meeting was arranged with headteachers and governors from the primary schools to discuss the forecasted shortfall and alternative solutions. In addition a "drop in" session was arranged in Sandbach. Schools were notified that anyone with an interest could attend to meet with officers to discuss the proposed expansion of Wheelock and provide feedback which would be presented to the Council's Cabinet Member at the meeting on 4 February. Details of the comments recorded at the public meeting are attached as **Appendix 5**

Project costs

12. A statement of the estimated total capital cost of the proposals and the breakdown of the costs that are to be met by the governing body, the local education authority, and any other party.

The building work would be funded from the Council's 2012/2013 Capital Programme for Basic Needs. The capital investments required are estimated at £1,608,758.

13. A copy of confirmation from the Secretary of State, local education authority and the Learning and Skills Council for England (as the case may be) that funds will be made available (including costs to cover any necessary site purchase).

The proposed expansion is part of an approved block budget (grant) set aside for Basic Need. The block budget was formally approved at Council on 23 February 2012. (Minutes attached as **Appendix 6**)

A virement and supplementary capital estimate (for the proposed permanent extension) was subsequently approved by Council on 19th July 2012. (Minutes attached as **Appendix 7**)

Full details of these meetings are published on the Council's website at www.cheshireeast.gov.uk or by following these links:

- [Council 23 February 2012](#)
- [Council 19 July 2012](#)

Age range

14. Where the proposals relate to a change in age range, the current age range for the school.

Not Applicable

Early years provision

15. Where the proposals are to alter the lower age limit of a mainstream school so that it provides for pupils aged between 2 and 5—

- (a) details of the early years provision, including the number of full-time and part-time pupils, the number and length of sessions in each week, and the services for disabled children that will be offered;

Not Applicable

- (b) how the school will integrate the early years provision with childcare services and how the proposals are consistent with the integration of early years provision for childcare;

Not Applicable

- (c) evidence of parental demand for additional provision of early years provision;

Not Applicable

- (d) assessment of capacity, quality and sustainability of provision in schools and in establishments other than schools who deliver the Early Years Foundation Stage within 3 miles of the school; and

Not Applicable

- (e) reasons why such schools and establishments who have spare capacity cannot make provision for any forecast increase in the number of such provision.

| |
|----------------|
| Not Applicable |
|----------------|

Changes to sixth form provision

16. (a) Where the proposals are to alter the upper age limit of the school so that the school provides sixth form education or additional sixth form education, a statement of how the proposals will—

- (i) improve the educational or training achievements;
- (ii) increase participation in education or training; and
- (iii) expand the range of educational or training opportunities for 16-19 year olds in the area;

| |
|----------------|
| Not Applicable |
|----------------|

(b) A statement as to how the new places will fit within the 16-19 organisation in an area;

| |
|----------------|
| Not Applicable |
|----------------|

(c) Evidence —

- (i) of the local collaboration in drawing up the proposals; and
- (ii) that the proposals are likely to lead to higher standards and better progression at the school;

| |
|----------------|
| Not Applicable |
|----------------|

(d) The proposed number of sixth form places to be provided.

| |
|----------------|
| Not Applicable |
|----------------|

17. Where the proposals are to alter the upper age limit of the school so that the school ceases to provide sixth form education, a statement of the effect on the supply of 16-19 places in the area.

| |
|----------------|
| Not Applicable |
|----------------|

Special educational needs

18. Where the proposals are to establish or change provision for special educational needs—

- (a) a description of the proposed types of learning difficulties in respect of which education will be provided and, where provision for special educational needs already exists, the current type of provision;

Not Applicable

- (b) any additional specialist features will be provided;

Not Applicable

- (c) the proposed numbers of pupils for which the provision is to be made;

Not Applicable

- (d) details of how the provision will be funded;

Not Applicable

- (e) a statement as to whether the education will be provided for children with special educational needs who are not registered pupils at the school to which the proposals relate;

Not Applicable

- (f) a statement as to whether the expenses of the provision will be met from the school's delegated budget;

Not Applicable

- (g) the location of the provision if it is not to be established on the existing site of the school;

Not Applicable

- (h) where the provision will replace existing educational provision for children with special educational needs, a statement as to how the local education authority believes that the new provision is likely to lead to improvement in the standard, quality and range of the educational provision for such children; and

Not Applicable

- (i) the number of places reserved for children with special educational needs, and where this number is to change, the proposed number of such places.

| |
|----------------|
| Not Applicable |
|----------------|

19. Where the proposals are to discontinue provision for special educational needs—

- (a) details of alternative provision for pupils for whom the provision is currently made;

| |
|----------------|
| Not Applicable |
|----------------|

- (b) details of the number of pupils for whom provision is made that is recognised by the local education authority as reserved for children with special educational needs during each of the 4 school years preceding the current school year;

| |
|----------------|
| Not Applicable |
|----------------|

- (c) details of provision made outside the area of the local education authority for pupils whose needs will not be able to be met in the area of the authority as a result of the discontinuance of the provision; and

| |
|----------------|
| Not Applicable |
|----------------|

- (d) a statement as to how the proposer believes that the proposals are likely to lead to improvement in the standard, quality and range of the educational provision for such children.

| |
|----------------|
| Not Applicable |
|----------------|

20. Where the proposals will lead to alternative provision for children with special educational needs, as a result of the establishment, alteration or discontinuance of existing provision, the specific educational benefits that will flow from the proposals in terms of—

- (a) improved access to education and associated services including the curriculum, wider school activities, facilities and equipment with reference to the local education authority's Accessibility Strategy;
- (b) improved access to specialist staff, both educational and other professionals, including any external support and outreach services;
- (c) improved access to suitable accommodation; and
- (d) improved supply of suitable places.

| |
|----------------|
| Not Applicable |
|----------------|

Sex of pupils

21. Where the proposals are to make an alteration to provide that a school which was an establishment which admitted pupils of one sex only becomes an establishment which admits pupils of both sexes—

- (a) details of the likely effect which the alteration will have on the balance of the provision of single sex-education in the area;

| |
|----------------|
| Not Applicable |
|----------------|

- (b) evidence of local demand for single-sex education; and

| |
|----------------|
| Not Applicable |
|----------------|

- (c) details of any transitional period which the body making the proposals wishes specified in a transitional exemption order (within the meaning of section 27 of the Sex Discrimination Act 1975).

| |
|----------------|
| Not Applicable |
|----------------|

22. Where the proposals are to make an alteration to a school to provide that a school which was an establishment which admitted pupils of both sexes becomes an establishment which admits pupils of one sex only—

- (a) details of the likely effect which the alteration will have on the balance of the provision of single-sex education in the area; and

| |
|----------------|
| Not Applicable |
|----------------|

- (b) evidence of local demand for single-sex education.

| |
|----------------|
| Not Applicable |
|----------------|

Extended services

23. If the proposed alterations affect the provision of the school's extended services, details of the current extended services the school is offering and details of any proposed change as a result of the alterations.

| |
|----------------|
| Not Applicable |
|----------------|

Need or demand for additional places

24. If the proposals involve adding places—

- (a) a statement and supporting evidence of the need or demand for the particular places in the area;

The Congleton Local Area Partnership (LAP) is the largest LAP in Cheshire East covering the areas of Alsager, Congleton, Holmes Chapel, Middlewich and Sandbach. Overall the LAP consists of 32 primary schools and 7 secondary schools and the total primary school capacity across the LAP is 7191

Wheelock Primary is situated in the Sandbach area of this Local Area Partnership which has 8 primary schools and 2 secondary schools. Two of these primary schools fall within the Crewe Local Area Partnership and serve the Haslington area (Haslington Primary and The Dingle Primary schools). The total capacity across the 8 primary schools is currently 1915 pupil places. Forecasts indicate that there will be a shortfall of 151 pupil places by 2017, taking into account all 8 primary schools.

| Sandbach Area | Number on Roll (NOR) Jan 12 | Capacity -Number of Pupil Places | Academic Year | | | | | |
|-------------------------|-----------------------------|----------------------------------|---------------|-------|-------|-------|-------|-------|
| | | | 12/13 | 13/14 | 14/15 | 15/16 | 16/17 | 17/18 |
| Forecast NOR | 1778 | 1915 | 1826 | 1884 | 1943 | 1983 | 2034 | 2066 |
| Forecast Spare Places | | | 89 | 31 | -28 | -68 | -119 | -151 |
| Forecast % Spare places | | | 5% | 2% | -1% | -4% | -6% | -8% |

SANDBACH TOWN PRIMARY SCHOOLS

The 6 primary schools (listed below) located in Sandbach town, and excluding the two Haslington primary schools, have a combined capacity of 1295 school places.

| School | Status |
|----------------------------|----------------------|
| Elworth CE Primary | Voluntary Controlled |
| Elworth Hall Primary | Community School |
| Offley Primary | Community School |
| Sandbach Community Primary | Community School |
| St John's C of E Primary | Voluntary Aided |
| Wheelock Primary | Community School |

For admission in September 2012, the Local Authority received 212 (applications for the 6 Sandbach town primary schools. This exceeded the 185 reception class places available in the area. To accommodate these additional children, 2 of the 6 schools agreed admissions above their Published Admission Numbers to ensure that children were accommodated in schools within a reasonable distance from their home address.

Pupil forecasts for Sandbach town area indicate that overall there will be a significant shortfall of places across the 6 schools by 2017 with an overall shortfall by 11% (144 pupil places). The number of spare pupil places is forecast to fall to 0% in September 2013. This absence of any operational surplus from this time; which is a level of spare capacity intended to accommodate reasonable journey times to school, some degree of parental choice, and flexibility to allow for mid-year entrants, will impact on local residents if additional accommodation is not provided for this area.

- (b) where the school has a religious character, a statement and supporting evidence of the demand in the area for education in accordance with the tenets of the religion or religious denomination;

Not Applicable

- (c) where the school adheres to a particular philosophy, evidence of the demand for education in accordance with the philosophy in question and any associated change to the admission arrangements for the school.

Not Applicable

25. If the proposals involve removing places—

- (a) a statement and supporting evidence of the reasons for the removal, including an assessment of the impact on parental choice; and

Not Applicable

- (b) a statement on the local capacity to accommodate displaced pupils.

Not Applicable

Expansion of successful and popular schools

25A. (1) Proposals must include a statement of whether the proposer considers that the presumption for the expansion of successful and popular schools should apply, and where the governing body consider the presumption applies, evidence to support this.

(2) Sub-paragraph (1) applies to expansion proposals in respect of primary and secondary schools, (except for grammar schools), i.e. falling within:

(a) (for proposals published by the governing body) paragraph 1 of Part 1 to Schedule 2 or paragraph 12 of Part 2 to Schedule 2;

(b) (for proposals published by the LA) paragraph 1 of Part 1 to Schedule 4 or 18 of Part 4 to Schedule 4

of the School Organisation (Prescribed Alterations to Maintained Schools) (England) Regulations 2007 (as amended).

Wheelock Primary School is a popular and successful school with a published admission number (PAN) of 30 pupil places and overall accommodation for 210 pupils across the 7 year groups. The last Ofsted inspection for this school was in June 2011 and the school was categorised as "Outstanding"

The school is popular and successful and the number of first choices for this school has exceeded the number of available places since at least 2010. The growing number of first choices, together with the increasing number of pupils resident in the school's catchment area, are shown in the table below. However, it should be noted that the figures quoted for 2013 are shown as at the closing date of 15 January 2013 and may therefore alter before the pupils start in September 2013.

| School | PAN | 1st Preferences | | | | Numbers in Catchment Area | | | |
|----------|------|-----------------|------|------|------|---------------------------|------|------|------|
| | 2013 | 2010 | 2011 | 2012 | 2013 | 2010 | 2011 | 2012 | 2013 |
| Wheelock | 30 | 38 | 39 | 44 | 50 | 44 | 50 | 61 | 51 |

For 2012 admissions in order to accommodate children resident in the school's catchment area for whom there was no other schools with vacancies within a reasonable distance, the Local Authority agreed additional places over the school's published admission number and admitted 47 pupils. In order to accommodate these additional pupils the local authority provided temporary accommodation on the school's site as an interim measure.

The number of children resident within the schools catchment area is expected to continue to rise in future years. It is therefore recommended that the local demand for places at this school justifies an extension of classrooms to take the school from 210 school places (1FE) to 315 places (1.5FE) with a PAN of 45 per year group.

This page is intentionally left blank

| | | CONSULTATION PERIOD | |
|-------------------------------------------------------------------------------------|-----------------------------------------------|---------------------------------------------------|------------|
| Consultee | Organisation / School | Method of Communication | Date |
| Council's Web Pages | | Live Web Pages | 22.10.2012 |
| Parents/ Carers of Pupils | Wheelock Primary | E mail to school with letter attached for parents | 23.10.2012 |
| Pupils of Wheelock Primary School | Wheelock Primary | School Council | |
| Governing body - school which is the subject of proposal | Wheelock Primary | E mail to school with letter attached | 23.10.2012 |
| Headteacher & Staff - school which is the subject of proposal | Wheelock Primary | E mail | 23.10.2012 |
| Governing bodies, Head teachers , staff and parents at Neighbouring Primary Schools | Sandbach Community Primary | e mail | 23.10.2012 |
| | St John's CE Primary, Sandbach Heath | | |
| | Offley Primary | | |
| | Elworth CE Primary | | |
| | Elworth Hall | | |
| | Smallwood Primary | | |
| | Brereton CE Primary | | |
| | Warmingham | | |
| | The Dingle Primary | | |
| | Haslington Primary | | |
| Governing Bodies, Headteacher and staff at Neighbouring High Schools | Sandbach School | e mail | 23.10.2012 |
| | Sandbach High School & Sixth Form College | | |
| Diocesan Authorities | Catholic Diocese of Shrewsbury | e mail | 22.10.2012 |
| | Anglican Diocese of Chester | e mail | 22.10.2012 |
| MP(s) of the constituencies affected | Fiona Bruce (Congleton) | e mail | 22.10.2012 |
| Councillors - Ward Members | John Wray (Brereton Rural) | e mail | 22.10.2012 |
| | John Hammond (Haslington) | | |
| | David Marren (Haslington) | | |
| | Gill Merry (Sandbach Elworth) | | |
| | Gail Wait (Sandbach Ettley Heath & Wheelock) | | |
| | Sam Corcoran (Sandbach Heath & East) | | |
| | Barry Moran (Sandbach Town) | | |
| Local District / Parish where the subject school is located | Brereton Parish Council | e mail | 22.10.2012 |
| | Sandbach Town Council | | |
| | Warmingham Parish Council | | |
| | Haslington Parish Council | | |
| UNIONS | NAHT Branch Secretary | e mail | 30.10.2012 |
| | GMB | e mail | 30.10.2012 |
| | UNISON | email | 2.11.2012 |
| | NUT | e mail | 5.11.2012 |

This page is intentionally left blank



**PROPOSAL FOR THE ENLARGEMENT
OF
WHEELOCK PRIMARY SCHOOL,**

PUBLIC CONSULTATION DOCUMENT

**Lorraine Butcher
Strategic Director
Children, Families & Adults
Cheshire East Council
Westfields, Sandbach
Cheshire
CW11 1HZ**

September 2012

OBJECTIVE OF THIS CONSULTATION DOCUMENT

To undertake formal consultations with parents and carers of pupils at Wheelock Primary School and other interested parties before a final decision is taken regarding a proposal to expand Wheelock Primary School.

The Local Authority's proposal is to expand Wheelock Primary School, Sandbach from 210 to 315 pupil places for completion in September 2013.

INTRODUCTION

Wheelock Primary School is a popular and successful school with a published admission number (PAN) of 30 pupil places and overall accommodation for 210 pupils across the 7 year groups.

The Local Authority is proposing an increase in the school's current capacity of 210 pupils to provide 315 pupil places with a proposed implementation date of September 2013. This increase, if approved, will provide sufficient accommodation for an intake at the normal point of entry to the school (the reception class) of 45 pupils with the school operating in the longer term as a 1.5 form of entry primary school.

For 2012 admissions, the Local Authority and the school agreed the admission of 45 children to accommodate local children due to an increase in demand for school places in the Sandbach area. The general shortage of places in the Sandbach area for 2012 would have resulted in parents of some children being offered schools over 4 miles away, as the next nearest schools with places available.

The number of children in the school's catchment area has increased steadily over recent years and for 2012 admissions there were 61 children resident in the area.

| Reception Year of Intake | Number of Children Resident in the School's Catchment Area |
|--------------------------|------------------------------------------------------------|
| 2010 | 44 |
| 2011 | 50 |
| 2012 | 61 |

As a popular school, the number of first preferences has consistently exceeded the 30 places available. For admission in 2012 the school received 44 first preferences.

| Reception Year of Intake | Number of First Preferences |
|--------------------------|-----------------------------|
| 2010 | 38 |
| 2011 | 39 |
| 2012 | 44 |

The Headteacher and Governors have been consulted and fully support the proposed expansion of the school to accommodate the growing population and increasing demand for school places.

BACKGROUND

The Congleton Local Area Partnership (LAP) is the largest LAP in Cheshire East covering the areas of Alsager, Congleton, Holmes Chapel, Middlewich and Sandbach. Overall the LAP consists of 32 primary schools and 7 secondary schools and the total primary school capacity across the LAP is 7191

Wheelock Primary is situated in the Sandbach area of this Local Area Partnership which has 8 primary schools and 2 secondary schools. Two of these primary schools fall within the Crewe Local Area Partnership and serve the Haslington area (Haslington Primary and The Dingle Primary schools). The total capacity across the 8 primary schools is currently 1915 pupil places. Forecasts indicate that there will be a shortfall of 151 pupil places by 2017, taking into account all 8 primary schools.

| Sandbach Area | Number on Roll (NOR) Jan 12 | Capacity -Number of Pupil Places | Academic Year | | | | | |
|-------------------------|-----------------------------|----------------------------------|---------------|-------|-------|-------|-------|-------|
| | | | 12/13 | 13/14 | 14/15 | 15/16 | 16/17 | 17/18 |
| Forecast NOR | 1778 | 1915 | 1826 | 1884 | 1943 | 1983 | 2034 | 2066 |
| Forecast Spare Places | | | 89 | 31 | -28 | -68 | -119 | -151 |
| Forecast % Spare places | | | 5% | 2% | -1% | -4% | -6% | -8% |

SANDBACH TOWN PRIMARY SCHOOLS

The 6 primary schools (listed below) located in Sandbach town, and excluding the two Haslington primary schools, have a combined capacity of 1295 school places.

| School | Status |
|----------------------------|----------------------|
| Elworth CE Primary | Voluntary Controlled |
| Elworth Hall Primary | Community School |
| Offley Primary | Community School |
| Sandbach Community Primary | Community School |
| St John's C of E Primary | Voluntary Aided |
| Wheelock Primary | Community School |

At primary phase, pupils that are admitted to these 6 Sandbach schools are predominantly resident within the school's 'catchment area' or live within the Congleton Local Area Partnership (LAP) with only 3.9% living outside the LAP and 0.3% living outside Cheshire East Borough.

Pupil forecasts for Sandbach town area indicate that overall there will be a significant shortfall of places across the 6 schools by 2017 with an overall shortfall by 11% (144 pupil places). The number of spare pupil places is forecast to fall to 0% in September 2013. This absence of any operational surplus from this time; which is a level of spare capacity intended to accommodate reasonable journey times to school, some degree of parental choice, and flexibility to allow for mid-year entrants, will impact on local residents if additional accommodation is not provided for this area.

ADMISSIONS

For admission in September 2012, the Local Authority received 212 (applications for the 6 Sandbach town primary schools. This exceeded the 185 reception class places available in the area. To accommodate these additional children, 2 of the 6 schools agreed admissions above their Published Admission Numbers to ensure that children were accommodated in schools within a reasonable distance from their home address. For Wheelock Primary School this was necessary to offer places for children resident in the area served by the school as 'catchment area' applicants. Temporary accommodation has been agreed for this school as an interim measure pending a decision on this proposal for a long term solution.

Since 2009 the number of pupils resident within the school catchment area and the demand for places from local residents has been steadily rising and the current demand for places exceeds the number of available places. This steady rise is expected to continue in future years and it is therefore recommended that the local demand for places at this school justifies a permanent expansion to take the school up to 315 places with a PAN of 45 (1.5FE).

SITE AND BUILDINGS

Situated in the village of Wheelock on the outskirts of Sandbach Town the school was originally developed to accommodate 5 classrooms and later extended to a

one form entry primary school with 210 pupil places. However the site is sufficient to allow for expansion to accommodate a 4 class extension to provide a total of 315 pupil places and retaining adequate playground and playing field provision.

Expansion of the school will be subject to planning permission.

FINANCIAL ISSUES

The Wheelock proposal is part of an approved block budget (grant) set aside for Basic Need. The block budget was formally approved at Council on 23 February 2012.

The building work would be funded from the Council's 2012/2013 Capital Programme for Basic Needs. The capital investment required is estimated at £1,765,758 which also includes the initial provision of the temporary mobile on site.

TIMESCALES

It is proposed that the programme for the implementation of any change would be:

| | |
|------------------------------------------------|------------------------------------------------------------------------------|
| 22 October 2012 to 23 November 2012 | Formal Public Consultations |
| 3 December 2013 | Meeting of the Council's Portfolio Holder for Permission to Publish Notices. |
| 10 December 2012 to 7 January 2013 | 4 Weeks Representation Period |
| 4 February 2013 | Cabinet Decision |
| 11 February 2013 | Implementation |
| September 2013 | Date for Completion |

HOW DO I COMMENT ON THE PROPOSALS

You can complete our electronic feedback form which can be accessed on the Council's website at www.cheshireeast.gov.uk. All views expressed during consultation will be presented to the Council's Portfolio Holder before a decision will be made on whether to progress to the next stage.

WHAT IS THE NEXT STAGE?

All responses to this consultation will be collated and presented to the Council's Portfolio Holder at the end of the consultation period requesting permission to

proceed to public notices. If permission is given, this will mean that a further representation period will commence for a fixed period of 4 weeks, in line with statutory requirements.

At the end of the representation period, a further report will be prepared and presented to the Council's Cabinet or, if objections are received, to the Council's School Organisation Sub Committee for a final decision on the proposal.

PLEASE NOTE:

Where individual queries are received, we will not answer you directly, but we will compile a detailed response to the consultation that will be published on our website with hard copies available on request..

For further information, contact School Organisation and Capital Strategy Team, Cheshire East Council, Delamere House, Delamere Street, Crewe CW1 2LL, e-mail: SOCS@cheshireeast.gov.uk Tel: 0300 123 5012.

Consultation Feedback Form

Appendix 3

Proposed Expansion of Wheelock Primary School, Crewe Road, Sandbach

You are invited to comment on Cheshire East Council's proposal to expand Wheelock Primary School from a 210 place, 1 form of entry primary school to a 315 place, 1.5 form of entry primary school for completion in 2013.

Before completing this form, please refer to the consultation document, which provides the rationale for this proposal.

Please tick the relevant boxes to indicate your views and any comments you may wish to make.

| Do you support the proposal to expand Wheelock Primary School? | Please tick (✓) | | |
|----------------------------------------------------------------|-------------------|----|---------|
| | Yes | No | No View |
| | | | |

Comments (if any)

(Please continue overleaf, if required.)

Please tick the following box(s) to indicate any of the following that apply to you:

| | Please Tick (✓) |
|----------------------------------|-------------------|
| Parent/Carer of Present Pupil(s) | |
| Governor | |
| Member of School Staff | |
| Pupil | |
| Other (please specify) | |

| | |
|----------|---------|
| Name: | Date: |
| Address: | Signed: |

Please return this form to:

Cheshire East Council, School Organisation and Capital Strategy, Delamere House, Delamere Street, Crewe CW1 2LL **by the closing date of 23 November 2012.**

This page is intentionally left blank

| Connection | School | Response | Comments |
|----------------|------------|----------|--------------------------------------------------------------------------------------------------------------------------------------------------------------------------------------------------------------------------------------------------------------------------------------------------------------------------------------------------------------------------------------------------------------------------------------------------------------------------------------------------------------------------------------------------------------------------------------------------------------------------------------------------------------------------------------------------------------------------------------------------------------------------------------------------------------------------------------------------------------------------------------------------------------------------------------------------------------------------------------------------------------------------------------------------------------------------------------------------------------------------------------------------------------------------------------------------------------------------------------------------------------------------------------------------------------------------------------------------------------------------------------------------------------------------------------------------------------------------------------------------------------------------------------------------------------------------------------------------------------------------------------------------------------------------------------------------------------------------------------------------------------------------------------------------------------------------------------------------------------------------------------------------------------------------------------------------------------------------------------------------------------------------------------------------------------------------------------------------------------------------------------------------------------------------------------------------------------------------------------------------------------------------------------------------------------------------------------------------------------------------------------------------------------------------------------------------------------------------------------------------------------------------------------------------------------------------------------------------------------------------------------------------------------------------------------------------------------------------------------------------------------------------------------------------------------------------------------------------------------------------------------------------------------------------------------------------------------------------------------------------------------------------------------------------------------------------------------------------------------------------------------------------------------------------------------------------------------------------------------------------------------------------------------------------------------------------------------------------------------------------------------------------------------------------------------------------------------------------------------------------------------------------------------------------------------------------------------------------------------------------------------------------------------------------------------------------------------------------------------------------------------------------------------------------------------------------------------------------------------------------------------------------------------------------------------------------------------------------------------------------------------------------------------------------------------------------------------------------------------------------------------------------------------------------------------------------------------------------------------------------------------------------------------------------------------------------------------------------------------------------------------------------------------------------------------------------------------------------------------------------------------------------------|
| Councillor | N/A | No view | The forecast NOR in the consultation document show a shortfall of 119 places in 2016/17 and 151 in 2017/18. Therefore increasing Wheelock by 105 places will not solve the problem of underprovision in Sandbach. Furthermore the figures do not properly take into account the new houses likely to be built on the outskirts of Sandbach over the next few years, so the underprovision is likely to be higher than the figures given in the consultation document. I would like to see more information on how the overall problem is being addressed rather than a piecemeal approach. My unanswered questions are;- would it be better to increase Wheelock by 210 places? As there is a CEC funded school bus from Ettiley heath to Wheelock costing £30,000 a year, would it be better to build a new school at Ettiley heath? Why was the adjacent Sandbach CP School cut from 210 to 150 a couple of years ago?(This suggests forecast figures prepared on the same basis and are they reliable?) Are half form sizes better than full form sizes? What size of school is best for a child's education and what size is most cost effective? Is a single class size the best and most cost effective? |
| Governing Body | Offley | No | <p>See attached Letter for full details (Appendix 9a)</p> <p>i) the consultation process is fundamentally flawed;</p> <p>ii) the proposal is unnecessary in the short term, and</p> <p>iii) the proposal utilises a level of spend that is unjustifiable at this point in time.</p> <p>Paragraph 27 of Part 2 of Schedule 5 of TSOR requires that the local education authority must, before they publish any proposals, consult the governing body, teachers and other staff of any other school that may be affected by the proposals together with any other interested party and any other persons whom the authority thinks are appropriate. GBOPS believes that Cheshire East Council ("CEC") has paid lip service to the consultation process with views of other stakeholders not being sought until the process for the expansion is, to all extent and purposes, a 'done deal'. GBOPS understands that proposed drawings for the extension of Wheelock have been provided to parents of pupils at the school and parents have been led to believe that there is certainty that the proposal will go ahead. The Chair of Governors has confirmed that the plans are ready to be submitted. GBOPS considers that this is inappropriate at this stage of the consultation process. Other inconsistencies have been identified in information provided to the Wheelock School Chair of Governors and Headteachers of other Sandbach primary schools. Essentially, GBOPS and the overwhelming majority of Headteachers of Sandbach primary schools believe they have not had the opportunity to present the impact of the proposals on themselves or to suggest alternative solutions, for example, their capacity to increase PAN, changes to school catchment areas etc.</p> <p>Paragraph 11 of Part 1 of Schedule 5 of TSOR states that a list of persons who were consulted, minutes of all public consultation meetings and the views of the persons consulted are included in or provided in relation to proposals. Specifically, the requirement for meetings to be minuted has not been fulfilled. GBOPS requested that minutes were taken of meetings held on 30 October 2012 and 9 November 2012 but, in both instances, this was refused.</p> <p>GBOPS believes that the EIA has not been properly considered for the following reasons:</p> <p>a) Headteachers in schools in Sandbach are identified as the main stakeholders in relation to the proposal but they haven't been sufficiently consulted as noted above;</p> <p>b) Inadequate consideration has been given to the potential impact of the proposal on the sustainability of other schools in Sandbach. The proposed significant extension to Wheelock offers four empty teaching bases, increasing the scope for/providing "...flexibility to allow for mid-year entrants". This allows for inter-school movement leading to possible re-organisations within affected schools resulting in fewer but larger classes, redundancies and a reduction in services, for example SEN;</p> <p>c) The EIA states that the proposal will not have any effect on good relations between the Council and the Community and that it will engender a positive reaction from the local community. GBOPS believes that the proposal will have a negative effect on the community because of the sustainability issues set out in (b) above;</p> <p>d) Sandbach primary schools currently have a strong working relationship. The proposal will inevitably increase competition between the schools affecting community cohesion, and</p> <p>e) The EIA does not expect that any further analysis or intelligence will be required to support decision making. GBOPS and the governing bodies of the other primary schools in Sandbach, with the exception of Wheelock, are of the opinion that the EIA does not reflect the risks to other schools which have been identified through the consultation process. They request that an impact assessment on other schools in Sandbach is carried out.</p> <p>The Framework maintains that "The Local Authority recognises that an effective working relationship with schools is an essential prerequisite for discharging its statutory responsibilities in terms of ensuring the provision of school places..." GBOPS is of the opinion that the working relationship between CEC and the overriding majority of the schools in Sandbach has been diminished by the failings of the consultation process.</p> |
| Governor | Elworth CE | No | After much discussion and reflection, the governing body of Elworth CE Primary School do feel a level of concern over the timing of the consultation process regarding the proposed expansion of Wheelock Primary School and wish to make the following comments: 1. Whilst there are suggestions that there is a shortfall of 14 places within Wheelock Primary School, why are there proposals for 115 to be created - a 50% increase of numbers on roll? There appears to have been little, if any, consideration of capacity currently within schools in the area which could have created additional places without any or little cost, and we would like assurances that there will be NO short-term impact on the number of children joining our school in September and the potential for losing siblings. 2. It was evident that parental preference was a factor for determining the build at Wheelock. Historical data for our school would replicate this picture, with 60 people choosing our school for their 1 st preference and over 130 preferences in total. We have consistently been oversubscribed and with the future planned housing developments, additional places will have to be created over the next 5 years. The local authority carried out a feasibility study to expand Elworth CE Primary School in relation to these planned developments, and we are concerned that developments at Wheelock will compromise the potential for our future build. Assurances need to also be made that monies will be made available to address the implications of these developments on our school. 3. Elworth CE Primary School is a faith school, which plays a fundamental part in some parent's choices and the local authority should be mindful of this when planning for the future. 4. The issue of catchment areas remains significant, as many of our children come from Ettiley Heath, despite it being within Wheelock's catchment area yet geographically closer to Elworth CE Primary School. Currently children catch the bus to get to Wheelock School at a considerable cost. Our governors feel that Ettiley Heath is regarded very much part of the Elworth community and yet this is not reflected in the catchment areas set. We share a high level of concern over the lack of transparency in the consultation process and feel that the local authority did not go about things in the right way, thus creating tensions amongst a strong partnership of primary schools, which could have so readily been avoided. |
| Governor | Wheelock | Yes | No comment |
| Governor | Wheelock | Yes | I support the proposed expansion as it is important that children within the Wheelock Primary School catchment area have the opportunity to attend their local school. |

| | | | |
|-------------------------|------------------|---------|-------------------------------------------------------------------------------------------------------------------------------------------------------------------------------------------------------------------------------------------------------------------------------------------------------------------------------------------------------------------------------------------------------------------------------------------------------------------------------------------------------------------------------------------------------------------------------------------------------------------------------------------------------------------------------------------------------------------------------------------------------------------------------------------------------------------------------------------------------------------------------------------------------------------------------------------------------------------------------------------------------------------------------------------------------------------------------------------------------------------------------------------------------------------------------------------------------------------------------------------------------------------------------------------------------------------------------------------------------------------------------------------------------------------------------------------------------------------------------------------------------------------------------------------------------------------------------------------------------------------------------------------------------------------------------------------------------------------------------------------------------------------------------------------------------------------------------------------------------------------------------------------------------------------------------------------------------------------------------------------------------------------------------------------------------------------------------------------------------------------------------------------------------------------------------------------------------------------------------------------------------------------------------------------------------------------------------------------------------------------------------------------------------------------------------------------------------------------------------------------------------------------------------------------------------------------------------------------------------------------------------------------------------------------------------------------------------------------------------------------------------------------------------------------------------------------------------------------------------------------------------------------------------------------------------------------------------------------------------------------------------------------------------------------------------------------------------------------------------------------------------------------------------------------------------------------------------------------------------------------------------------------------------------------------------------------------------------------------------------------------------------------------------------------------------------------------------------------------------------------------------------------------------------------------------------------------------------|
| Governor | Sandbach PS | No | When school admission numbers were altered during the recent TLC process, there was extensive consultation about the proposed changes, not only with the schools concerned but also with the local community. It is therefore very disturbing that the decision to make very significant changes to the admission numbers for Wheelock Primary School appears to have been made without any information being provided or consultation being carried out across the schools and local community. It is also disturbing that no other alternatives for increasing the number of primary school places available in Sandbach appear to have been considered. For example, in the recent TLC process the admission numbers for Sandbach Community Primary School were reduced to a half form entry. Presumably it would be possible to increase the numbers there to a full form entry. Similarly Offley Primary School has had significant changes to its admission numbers and it should be feasible to increase the admission numbers there to two form entry. Either of these alternatives would have the advantage of maximising the numbers of schools in Sandbach with whole form entry numbers, and there are other possible options involving the other primary schools in Sandbach. The proposal to increase admission numbers at Wheelock Primary School will result in the number of schools in Sandbach with whole form admission numbers being reduced. It is well-known that half form admission numbers tend not to be popular with parents and are much more complex for schools to manage in terms of curriculum coherence. It is therefore surprising, to say the least, that the decision to reduce the number of schools in Sandbach with whole form admission numbers has been made, especially in the light of Cheshire East Council's recent announcement of its policy of maximising the number of schools with whole form entry. In the meantime I suggest that the best course of action is to call a halt to any further development at Wheelock Primary School, to fully involve the local community in a proper consultation exercise, and to review the decision that has been made after full consideration of other alternative ways of increasing the total number of primary school places available in Sandbach. It is worrying that these changes are being proposed so soon after the last reorganisation of school admission numbers. The need for these changes to take place already suggests that the data the Council was using in its calculations during the TLC process was inaccurate. There is considerable anxiety in the local community about the possible consequences for the other primary schools in Sandbach and the risk of one or more of these schools being destabilised if the expansion at Wheelock Primary School goes ahead. It will therefore be helpful if all the data taken into account in making the current decision is made available to the public, and the process that has been used in making the decision is transparent, so that we can have full confidence in both the data and the decision-making process. In the meantime I suggest that the best course of action is to call a halt to any further development at Wheelock Primary School, to fully involve the local community in a proper consultation exercise, and to review the decision that has been made after full consideration of other alternative ways of increasing the total number of primary school places available in Sandbach. |
| Governor | Sandbach Primary | No | The proposal makes inadequate reference to the geographical spread of proposed housing development in the area. This will mean that there is a requirement for expansion across many locations and the proposal on the table is at one of the smallest available sites within the area, meaning that there will be additional expense elsewhere - this could be reduced with forward planning. The proposal runs contrary to the stated objectives in the School Organisation Plan of seeking one/two form PAN (this proposal is for 1.5 PAN). The impact on other local schools has not been explored adequately in the EIA statement prepared. There will be an immediate and negative impact on other Primary schools within the area as whole families move their children to the created vacant spaces in other year groups at Wheelock |
| Governor & Staff member | Wheelock | Yes | I support the proposal to extend this outstanding and popular school because it will allow local children, who are in the present catchment area, to attend their local school. |
| Governor | Offley | No | I don't support this proposed as it does not take into account alternative options for investment to take on more pupils across all Sandbach Schools only 1 area. |
| Grandparent | Wheelock | No view | I wish to comment on the consultation for the extension and enlargement of Wheelock Primary school where our grand daughter is currently in year 1. We are happy with her school life at Wheelock where we think she has a great environment for her early years and where she is happy. Her mum, also concurs with our comments. Our input into the consultation would be as follows:- 1. The whole ethos of the school is the small thriving community which is almost like a large family. While we fully appreciate the need for increased capacity, and support that aim if that is perceived to be the best way forward by the Governors of the school- we trust that the possible impact upon this special quality of atmosphere and intimacy will be thoroughly considered as part of the plan. 2. We note that the size of the site is said to be sufficiently large to accommodate the increase in accommodation of 50%. While we can see there is space around the school it is still small space, relatively speaking, and so we hope that due consideration has been given to this aspect and that the day to day practicalities of accommodating 315 pupils in due course will have been thought through in a thorough manner. 3. Parking for parents etc around the school is obviously very tight and restricted and no doubt there will be a full and proper consultation with local residents who have to deal with parked cars on their doorsteps. We do trust that proper arrangements would be made for increased parking though it is difficult to see how this can be achieved without knowing the details of the proposals. 4. The traffic flow outside the School is very heavy at times and certainly very fast and vehicles frequently travel above the speed limit. We hope that the local authority and School Governors will be working closely with all the relevant bodies to ensure that suitable action is taken to alleviate this present problem which can only be exacerbated by a 50% increase in vehicles in and out of the side road adjacent to the school. We would hope that the very least that will be done is to implement some basic measures to control the speed of traffic such as "Smiling Sams" and well placed crossings, should there be a need to change the present access and exits. Thank you for giving us the opportunity to comment on these proposals. |

| | | | |
|------------------------|----------------------------|---------|-----------------------------------------------------------------------------------------------------------------------------------------------------------------------------------------------------------------------------------------------------------------------------------------------------------------------------------------------------------------------------------------------------------------------------------------------------------------------------------------------------------------------------------------------------------------------------------------------------------------------------------------------------------------------------------------------------------------------------------------------------------------------------------------------------------------------------------------------------------------------------------------------------------------------------------------------------------------------------------------------------------------------------------------------------------------------------------------------------------------------------------------------------------------------------------------------------------------------------------------------------------------------------------------------------------------------------------------------------------------------------------------------------------------------------------------------------------------------------------------------------------------------------------------------------------------------------------------------------------------------------------------------------------------------------------------------------------------------------------------------------------------------------------------------------------------------------------------------------------------------------------------------------------------------------------------------------------------------------------------------------------------------------------------------------------------------------------------------------------------------------------------------------------------------------------------------------------------------------------------------------|
| Member of School Staff | Sandbach Community Primary | No | (Appendix 9c Summary) I fully understand the lack of school places across Sandbach and the predictions being made due to the actual and likely future housing developments in the area. However, I do not see the current proposal to increase Wheelock as the long term solution to getting education provision right to meet need and parental choice in the area. I would also add that EIA is not accurate as:- -The current proposal is not benefitting all young people and their parents and carers in the Sandbach area -Key identified stakeholders have not been sufficiently consulted early enough for their input to be fully taken into account -The proposal will not positively impact on the number of school places for primary age children as the increase will have a negative impact on children in other schools if their numbers on roll drop significantly over the next few years due to this proposal -No risk assessments have been carried out on the impact of the proposals on other individual local schools -The proposal will not necessarily have a marginally positive impact on young people and parents with a disability because the provision of additional places will overall provide sufficient places closer to a person's place of residence as some of the catchment for Wheelock is actually closer to another school -Pupils from socio-economic disadvantaged groups in other schools in the area may be affected by the proposal because of the destabilisation the proposal will cause to other schools -The assessment considers the impact on community cohesion as neutral and evidence from the current concerns being raised by headteachers and governors over the way this proposal has been developed is already impacting negatively on the community cohesion between the schools -The proposal and its consultation process is not engendering a positive reaction from the wider local community and is not supporting good relationships between the wider school community and the Council -Further local intelligence and data gathering is required before the end of this consultation period as illustrated in our discussion with officers at meeting on 30.10.12 and 9.11.12 |
| Member of School Staff | St John's | No | full details attached as Appendix 9B. Opposed on grounds of - flawed consultation process , in year movement, reception places 2013, current capacity at St John's, Current reasons why parents choose not to come to St John's, the potential short impact of expanding Wheelock, in year movement and the process has not been thought out. |
| Local resident | N/A | No | Places should be provide across exisiting primary school within Sandbach and all eligible schools bid to be allocated funding. Providing 1.7million to just one school one group of pupils is grossley unfair and puts other schools at a disadvantage in the future. |
| Local resident | N/A | No | Why oh why can the council not come up with a long term solution to those problems instead of quick fix solutions all the time! |
| Local resident | N/A | No | 1. We note in the proposal assessment that key stakeholders are considered to be staff and children/parents. No mention is made of the school's immediate neighbours like ourselves, who should also be identified as key stakeholders. 2. We find it difficult to understand the basic premise of an insufficient supply of primary school places in the next few years, as a couple of years ago an anticipated over-supply was cited for the proposal to close at least one Sandbach Primary School (Sandbach Community Primary on Crewe Road), a decision partly rescinded due to local community pressure, with a reduction in intake by 50% we believe being the outcome. Since this school is within walking distance of Wheelock Primary School, a viable alternative would be to reverse the reduction in numbers at that school (if the under-supply is real). 3. The traffic situation along our part of Crewe Road is very congested because of parking to drop off pupils (in the morning) and to pick up (in the afternoon) exacerbated by unreasonable parking behaviour by some. This suggests that the school 'local' intake (ie walking distance) is fully covered, with the balance having to be transported back and forth. This suggests increasing the numbers at Wheelock Primary School is putting the extra places in the wrong place. If the proposal goes ahead, we would expect most of the extra children to be transported in and out. If left as is being provided by individual cars parking locally, this will make the exercise significantly more hazardous, as that parking will extend much further both sides of Crewe Road, in particular from the crossing provided immediately outside the school. 4. We are surprised that the proposed expansion can be accommodated on the existing site, particularly in terms of car parking for the school employees and visitors. The car park this morning (Wednesday 21st November) after the school 'rush' was full. 5. It would appear to us that this proposal is a short term 'band aid' option even though it is predicated on forecasts 5 years out. It will be totally inadequate if any of the myriad of housing |
| Local Resident | N/A | No | Expansion will cause loss of pupils for smaller schools such as St Johns. Whilst it is important for one school to succeed this should not be at the cost of other schools. I thought Cheshire East were making cut back how can this be viable. |
| Local Resident | N/A | No view | This plan shows no consideration for other schools in the area, what will they do when their numbers decrease, close possibly. Consultation process has been flawed throughout. |
| Member of School Staff | Sandbach PS | No | Cannot see the justification for spending already limited funds on creating extra unnecessary places for pupils for pupils - when children with additional needs are already suffering from lack of resources. |
| Member of School Staff | Sandbach Primary | No | Current proposals are for a number of new housing developments to be built within Sandbach. It would be less costly and disruptive in the long term if one of the Sandbach schools were to be expanded, such as Offley Road, or St John's. |
| Member of School Staff | Wheelock | Yes | To continue to provide an environment for excellent teaching and learning for the growing community |
| Member of School Staff | Wheelock | Yes |at Wheelock Primary. I have seen the school grow and flourish over the last five years, culminating in us achieving outstanding status at our recent Ofsted inspection. We have for many years struggled to find places within our school for our local children. Currently we are oversubscribed in most year groups. Being a popular local school we are often the first choice for many of our local families and find it difficult when paretns are upset because we have no places for their children in their local school. It is therefore with much excitment that I support the expansion of our school to enable our local community access to an outstadning education. This is in line with the current Government agenda for popular and successful schools to expand taking into account parental preference and local children having access to an education in their local school |
| Member of School Staff | Wheelock | Yes | Wheelock Primary school is a great school, to experience on my teacher trainig. I believe that the school and the children in and around the school would beenefit greatly from an expansion. |

| | | | |
|------------------------|------------------|----|----------------------------------------------------------------------------------------------------------------------------------------------------------------------------------------------------------------------------------------------------------------------------------------------------------------------------------------------------------------------------------------------------------------------------------------------------------------------------------------------------------------------------------------------------------------------------------------------------------------------------------------------------------------------------------------------------------------------------------------------------------------------------------------------------------------------------------------------------------------------------------------------------------------------------------------------------------------------------------------------------------------------------------------------------------------------------------------------------------------------------------------------------------------------------------------------------------------------------------------------------------------------------------------------------------------------------------------------------------------------------------------------------------------------------------------------------------------------------------------------------------------------------------------------------------------------------------------------------------------------------------------------------------------------------------------------------------------------------------------------------------------------------------------------------------------------------------------------------------------------------------------------------------------------------------------------------------------------------------------------------------------------------------------------------------------------------------------------------------------------------------------------------------------------------------------------------------------------------------------------------------------------------------------------------------------------------------------------------------------------------------------------------------------------------------------------------------------------------------------------------------------------------------------------------------------------------------------------------------------------------------------------------------------------------------------------------------------------------------------------------------------------------------------------------------------------------------------------------------------------------------------------------------------------------------------------------------------------------------------------------------------------------------------------------------------------------------------------------------------------------------------------------------------------------------------------------------------------------------------------------------------------------------------------------------------------------------------------------------------------------------------------------------------------------------------------------------------------------------------------------------------------------------------------------------------------------------------------------------------------------------------------------------------------------------------------------------------------------------------------------------------------------------------------------------------------------------------------------------------------------------------------------------------------------------------------------------------------------------------------------------------------------------------------------------------------------------------------------------------------------------|
| Member of School Staff | The Dingle | No | I understand the need for additional places at Wheelock Primary and within Sandbach and Haslington EIP locality as currently there are an abundance of children within Wheelock's catchment. However my concerns are as follows: The Process leading to the decision. I do not understand why it was allowed that such a decision would be made without first consulting with local EIP headteachers who have been encouraged to work together by the Authority who built really strong relationships, and have first hand knowledge of what is happening in their schools. The Cheshire East Consultation on School Places suggests the Authority wants 1 FE or 2FE schools. Wheelock is currently the only school in Sandbach and Haslington where this is the case. The propoasal will do the exact opposite and leave the school very vulnerable to cohorts of difficult to manage sizes as children move into Wheelock's KS1 and KS2 classes. This may particularly be difficult to manage in KS1 with the infant class size rule. For example if Year 1 and 2 are already at 30 - what if 2 sibblings in other schools decide to move in or someone from out of the area decides they want a space at the Outstanding School. How will the school manage difficult numbers. this could have a considerable impact on the budget and the organisation of classes and teachers. A move to mixed Year groups will not be appreciated by parents, particularly if they have chosen that school to avoid them as they exist in other local primaries. Why weren't local heads asked to consider changing their PANs to 1fe or 2 fe? This would enable many of the extra children to be accommodated, schools to be brought up to the standard to accommodate 1fe or 2 fe as the Consultation ofn School Places suggests which would improve the ease at which schools could be managed locally. The impact on other local schools in the short term particularly. If more places are made avaiable for children at Wheelock this may mean that children will opt for that school when previously they would have had to go to another school. Equally children may now be offered a place at Wheelock, who have siblings in other local primaries, who would then wish to transfer. Because our admission figures for all the local primaries are not in multiples of 30 this puts fragiley funded cohorts at even more risk in terms of becoming unmanageable. Impact upon traffic. My understanding is that a number of children are bused to Wheelock from Etilly Heath. if the catchment area was ammended Etilly Heath children could go to a more local school ie Elworth and the increase in Wheelock pupils would then be able to be accommodated. The amount of traffic moving to Wheelock would then reduce. From a Geographic perspective it seems to me that the extra places being made available will be on the edge of Sandbach ie Wheelock. Yet most of the children will be in Sandbach and most of the building of new houses will be in Sandbach itself. Surely this will mean pupils have to travel further. I would have thought that an increase in PAN at Offley to its original 60 would provide the 15 places a year proposed, and for them to be in the Town. I am sure the conversion required to do this would be less expensive than Wheelock. There is plenty of space too at Offley, which there doesn't seem to be at Wheelock. Other heads have real concerns within Sandbach that they will not be able to fill their places for September 2013. It would be crazy if that was the outcome and another school was damaged as a consequence to another expanding. Messages and information seem to be unclear coming from the Authority. I know that the process of building at Wheelock has already progressed significantly and am resigned to the fact it will go ahead. But in future I ask that The Authority talk to local headteachers at a much earlier stage in proceedings to ensure they have considered all the information from those who have the knowledge of their localities. |
| Member of School Staff | Sandbach Primary | No | After taking into consideration this proposal, I would like to express my concerns. I believe that the process had many floors, the first of which was to secure the commitment of all Stakeholders for such a project. As a School Business Manager I understand that in the National Colleges Programme for CSBM advised that successful projects must have the full support and backing of all key stakeholders. Something that I feel has been lacking on this project. Some months ago this project became public knowledge within the community and staff and parents at the school widely advertised that the expansion was in fact already approved. Whilst I appreciate that the expansion is to benefit housing stock in the new Wheelock Area and the Area of Ettiley Heath I believe this to have a significant impact on the schools currently in Sandbach. As a resident of Ettiley Heath I realise that a number of the children already attend schools locally such as Elworth C of E. I feel that this proposal would in fact jeopardise the future of other schools within the community. I understand that a feasibility study was carried out but feel that one should have been carried out on a number of local schools. I feel that the impact versus rewards don't actually add up. I still do not understand why this particular school would need such an extension when a |
| Member of School Staff | Sandbach Primary | No | I feel that there have been problems properly planning this process. Headteachers were not consulted until well after a feasibility study had been undertaken and staff at Wheelock school were telling people this project was going ahead. How can they 'know' this? Either communication has broken down or it has been assumed consultation is a paper exercise. Having been a member of staff who experienced the TLC a few years ago, I understood that if there should be an increase in numbers again, it would be relatively easy to increase numbers at Offley school. Was this reconsidered in a feasibility study? Wouldn't an increase to a 60 PAN once more be more cost effective and avoid the problems of a 1.5 entry school? I understand housing is planned for the Ettiley Heath area, where poor routes exists for any pedestrian making their way to Wheelock. Is Crewe Rd ready for the extra number of cars trying to deliver children safely to school? Remember this is the main road that serves the Boy's High School and a route to The Girl's School and the town. Parking for parents is on the main road. What will be the impact on other schools in the area? Who will be filling the extra places in the classrooms for older age groups? What are the numbers of places already available in local schools? Are all schools full? This |
| Member of School Staff | Sandbach Primary | No | I strongly believe that there is no justification for expending Wheelock Primary school when there are already surplus places in other schools in the area. The money would be more effectively spent supporting the needs of the children already in the area. I beleive that this expansion is absolutely unnecessary! Look at what the needs currentlv are and support the schools already in |
| Member of School Staff | Sandbach Primary | No | I strongly feel that it is unjustified to increase the PAN of Wheelock Primary School to 60 when there will be a surplus of other places for children in other schools in the Sandbach area. Children already in schools in Sandbach are suffering due to cuts in funding and this proposal is an unnecessary expenditure at this time. |
| Member of School Staff | Sandbach Primary | No | As a member of Sandbach community Primary school, it is very disappointing to hear that Wheelock can expand after we were told we had to reduce out intake not too long ago. |
| Member of School Staff | Sandbach Primary | No | I do not agree with the proposal because of the impact it will have on the smaller community schools. In my opinion you should not be creating one large school just because parents want their children to attend this school because they do extra activities, you should be using the money to help the smaller schools do the same. |
| Member of School Staff | Sandbach Primary | No | Expanding Wheelock will put smaller community schools in dnager of not having enough pupils. |
| Member of School Staff | Sandbach Primary | No | Expanding Wheelock will put smaller community schools in dnager of not having enough pupils. All schools should have equal opportunity do take extra pupils. |
| Member of School Staff | Unknown | No | I do not agree with this proposal at all |
| Member of School Staff | Elworth Hall | No | The Equality Impact Assessment does not take account of the affect on other local primary schools even though the other schools are referred to as stakeholders. There are local solutions, which are more cost effective than the proposed development. This includes using surplus capacity in two local schools. The consultation process has been flawed with apologies issued by Local Authority Officers. It is our belief that the proposed development will prejudice other local primary schools. 21.11.12 |

| | | | |
|------------------------|----------|-----|----------------------------------------------------------------------------------------------------------------------------------------------------------------------------------------------------------------------------------------------------------------------------------------------------------------------------------------------------------------------------------------------------------------------------------------------------------------------------------------------------------------------------------------------------------------------------------------------------------------------------------------------------------------------------------------------------------------------------------------------------------------------------------------------------------------------------------------------------------------------------------------------------------------------------------------------------------------------------------------------------------------------------------------------------------------------------------------------------------------------------------------------------------------------------------------------------------------------------------------------------------------------------------------------------------------------------------------------------------------------------------------------------------------------------------------------------------------------------------------------------------------------------------------------------------------------------------------------------------------------------------------------------------------------------------------------------------------------------------------------------------------------------------------------------------------------------------------------------------------------------------------------------------------------------------------------------------------------------------------------------------------------------------------------------------------------------|
| Member of School Staff | Wheelock | No | Cannot see the justification for spending already limited funds on creating extra unnecessary places for pupils - when children with additional needs are already suffering from lack of resources. |
| Member of School Staff | Wheelock | Yes | Over the last few years we have had to turn away more and more children who live in our catchment area. A larger school will allow for even more opportunities for our children as we recruit more staff with different specialism. There will also be more opportunities for staff. More children will benefit from the exciting education we provide. |
| Member of School Staff | Wheelock | Yes | I hope the school will retain its family atmosphere as the pupil numbers grow |
| Member of School Staff | Wheelock | Yes |for nearly five years. During this time I have received phone calls from parents wanting their children to attend our school on what feels like a daily basis. There have also been difficult situations to deal with, that has resulted in us having siblings attending two schools at the same time and parents removing their children from our school due to a young sibling not being offered a place in reception. I have had a lot of conversations with parents who are desperate for their children to attend our school and agonise over applying due to the long history of children not being offered a place. I feel that this expansion is needed and will be welcomed by the majority of our local community, staff, parents and pupils. We are an outstanding school and this will be a fantastic opportunity for us to build on our success, improve our school building and facilities, and provide the children of Wheelock with an outstanding education |
| Member of School Staff | Wheelock | Yes | We are a popular school, with a growing catchment area as new housing is built. A strong sense of community which can only be enhanced by being able to accept all children in our catchment area. |
| Member of School Staff | Wheelock | Yes | This is a very exciting school to work in. Children are happy; staff are motivated and creative. In my opinion, Wheelock is most able to use the opportunity to expand the school for the benefit of our school family. |
| Member of School Staff | Wheelock | Yes | Wheelock Primary school would benefit from the planned extension work going ahead, ensuring quality, outstanding teaching for children now and in the future. The extension would allow for excellent education for a vast amount of children within the community. |
| Member of School Staff | Wheelock | Yes | I have lived in Wheelock for 38 years. In this time I have seen the village develop and grow. The extension to Wheelock Primary School will be a huge benefit to Wheelock as a village. It means that all local children will have the opportunity to learn at our outstanding school. |
| Member of School Staff | Wheelock | Yes | I support the proposal to expand our school giving local families the opportunity to bring their children to this school, and to be able to serve the local community |
| Member of School Staff | Wheelock | Yes | Staff and parents have a real commitment to our community school. It is important to us that as many children as possible from within our community have the opportunity to come here. Expansion will ensure that the school grows together with the local population and continues to meet its needs |
| Member of School Staff | Wheelock | Yes | I support the proposed expansion of Wheelock Primary School. It is outstanding popular school which my own children were also educated in. There will be many more children in Sandbach who could benefit from the fantastic education that Wheelock offers, if the school were to expand. |
| Member of School Staff | Wheelock | Yes | Extra space for intervention groups will be extremely beneficial - we currently have no space for hearing impaired children to use for quiet group work. The expansion will bring more resources, space, expertise to our school which will help us strive for excellence. I am in full support of the proposal. |
| Member of School Staff | Wheelock | Yes | It will be great to have some more areas for group / intervention work. At the moment space is limited. The expansion will only make our outstanding school better. |
| Member of School Staff | Wheelock | Yes | To provide a stimulating and challenging environment for the early years department. |
| Member of School Staff | Wheelock | Yes | The proposed expansion would provide more children the opportunity to have an education that is creative, unique and outstanding. |
| MP | N/A | Yes | I visited Wheelock Primary School on Friday 16th November and spent some time with both Joanne Dyson and group of Governors, looking round the school, and speaking with teachers and pupils. The Head of Governors showed me, both on plan and on site, the area of the proposed extension and I write to record my support for this proposal as set out in the public consultation document of September 2012. |
| Other | N/A | No | -The proposal is an expensive quick fix and does not take account of other schools in the area. The significant expansion of only one school may have an adverse effect on the services that other schools can offer to their children, particularly those that are vulnerable. There has been no proper investigation into the effect of the proposal upon other schools or any alternatives. - The proposal does not reflect the Local Authority's preference for schools to be 1 FE (1 class entry) or 2 FE (2 class entry). It will cause competition between schools and erode community cohesion. The majority (7 out of 8) of local Head teachers are not supportive of the proposal. The preferred solution is to accommodate the 2013/24 intake within the current school organisation and carry out a thorough study into school for the long term, taking account of any local housing development. - The better alternative would be to return Offley Primary school to a 2FE. This would be a cost effective solution for the short and long term. Offley operates with 12 classes and has the infrastructure to support 2 FE. There would be no cost implication in the short term as the school can accommodate an intake of 60 pupils at KS1. Two further classes will be needed by 2015 but the cost of these will be significantly less than the £1.7m proposed for Wheelock school. This proposal is supported by other schools in the area as it will not have a negative impact on them. This would mean that Offley would no longer need mixed classes in the future. - Offley is an extremely successful and popular school. It is regularly over-subscribed, taking the majority of its pupils from within catchment. - Wheelock school is sited on busy main road where parking is an issue. A significant number of pupils reside in Ettiley Heath, closer to the Elworth schools and use a bus to get to school. To increase the number of pupils will have an environmental and cost implication. There has been no review of catchment areas. |
| Parent | Offley | No | Unfair on other schools on Sandbach that have a large intake. Say no to housing developments and expanding schools will not be necessary. |
| Parent | Offley | No | I do not believe that Sandbach requires a geographical re-location of school places. This would adversely affect existing schools both financially and staffing wise. There are enough places in the area, and not most schools are within 20 mins walking distance from most homes. In the current economic environment if this money must be spent then spread it out across the schools to improve existing facilities especially in sport and IT. |
| Parent | Offley | No | I think that the proposed £1.7 million would be better spent across the other schools in the local area. Also other schools such as Offley. Primary would be better suited to take an increase in pupil numbers and it would not cost as much to revert this school back to on 2 form entry. |

| | | | |
|--------|----------|----|----------------------------------------------------------------------------------------------------------------------------------------------------------------------------------------------------------------------------------------------------------------------------------------------------------------------------------------------------------------------------------------------------------------------------------------------------------------------------------------------------------------------------------------------------------------------------------------------------------------------------------------------------------------------------------------------------------------------------------------------------------------------------------------------------------------------------------------------------------------------------------------------------------------------------------------------------------------------------|
| Parent | Offley | No | No comments |
| Parent | Offley | No | No comment |
| Parent | Offley | No | No comment |
| Parent | Offley | No | No comment |
| Parent | Offley | No | No comment |
| Parent | Offley | No | increasing Wheelock Primary School to 1.5 FE makes very little sense considering the extensive work that will need to be done and money spent to accommodate pupils. Espically in light of Offley Primarys ability to easily accommodate the pupils in the short-term and minimal building work in the long term. Having 2 schools at 1.5 FE is neither logical nor in line with council / LA preferences. Increasing Wheelocks entry seems to be a quick fixto the problem created by them accepting (by request of the LA) extra children this academic year. If the school remains at 1 FE this inevitability leaves a single cohert at 45 however I would argue thatincreasing to 1.5 FE for the foreseebale future fixes one problem, but creates many others: - Lack of space in Wheelock grounds - parking on the main road - excessive spending - an ever widening cathcment which is already sprawling I undersand there is great opposition and for good reason. |
| Parent | Offley | no | The impact on other schools needs to be carefully considered. If there is currently a Primary school in Sandbach which is able to accommodate additional pupils, it appears to make far more sense to make use of this facility, rather than invest a huge sum of money into Wheelock Primary School. |
| Parent | Offley | No | Offley Primary school has in the last few years had its intake capacity reduced to allow other Primary schools within the town to remain open despite the reducing annual intake. Rather than spend money on new buidlings at Wheelock it would make more sense to restore the capacity/intake of Offley. This would have little or no financial implaication for the Council and would mean that both Offley and Wheelock could run without the need for mixed year groups. Mothballing resources at one location in order to spend £1.7m on building new resources at another is not good practice and is particularly pertinent in the current economic climate. I opposed the reduction at Offley Road in the first place and have two children at the school who would potentially benefit from the removal of the mixed year class system currently in place. |
| Parent | Wheelock | No | No comment |
| Parent | Offley | No | No comment |
| Parent | Offley | No | No comment |
| Parent | Offley | No | No comment |
| Parent | Offley | No | No comment |
| Parent | Offley | No | No comment |
| Parent | Offley | No | No comment |
| Parent | Offley | No | No comment |
| Parent | Offley | No | I feel it is a mistake to allocate a large portion of resources to one school, to the detriment of other schools in the area. All school in Sandbach have new or propsed housing developments in their catchment areas. The money should be evenly distributed after proper planning to ensure all schools are best placed to receive the increased pupils numbers that this issue has created. |
| Parent | Offley | No | As the government now states it has overspent by £1billion on the education budget. Resulting in further cuts, it seems highly inappropriate to spend vast sums of money onone project to the detriment to 7th/8th of the other local schools. This project should not be followed through and a fair solution found. |
| Parent | Offley | No | No comment |
| Parent | Offley | no | Prefer Offley to have the funding thereby allowing classes to remain in years without mixing eg. Yr 4 / Yr 5 |
| Parent | Offley | No | I cannot understand a proposal which will leave two schools in the area with a PAN 45 (1.5 FE) at considerable expense to the tax payer and with the difficulties this creates for both pupils and schools. Surely it would make more sense to use existing spare capacity within the other schools in the short term (such as reverting the PAN at Offley to 60 (2 FE), than have thorough review of provision in the Sandbach area with full consultation and consideration of cathcment areas, as was done a few years ago, in the light of proposed house building in the area with associated increases in pupil numbers. |
| Parent | Offley | No | No comment |
| Parent | Offley | No | No comment |
| Parent | Offley | No | No comment |
| Parent | Offley | No | No comment |
| Parent | Offley | No | It is unfair one school without considering all of the other schools in Sandbach, why not fund expansion at all schools, giving all areas equal abilities and chances |
| Parent | Offley | No | Larger class sizes may effect standards of teaching and disrrupte current pupils achievements. |
| Parent | Offley | No | Crazy amount of money to be spending on one school. Don't quite understand why the money can't be spent on increasing capability for local schools to hold more children. |
| Parent | Offley | No | The shortage of school places within Sandbach could have been predicted years ago and resulted in only 4 free places throughout the whole town in 2012. Committing 1.7m to Wheelock school is a "knee jerk" reaction to ease the problems created by Cheshire East Council letting buidling developments increase year on year. Investment into all schools will be fair and give parents diversity when selecting Primary schools. |
| Parent | Offley | No | Appears that the Council have no coherent plan. Only a few years ago schools were being closed and class sizes reduced and now propose over £1m school expansion. How do I know they have it right this time? |
| Parent | Offley | No | No comment |
| Parent | Offley | No | No comment |
| Parent | Offley | No | No comment |

| | | | |
|--------|----------|----|----------------------------------------------------------------------------------------------------------------------------------------------------------------------------------------------------------------------------------------------------------------------------------------------------------------------------------------------------------------------------------------------------------------------------------------------------------------------------------------------------------------------------------------------------------------------------------------------------------------------------------------------------------------------------------------------------------------------------------------------------------------------------------------------------------------------------------------------------------------------------------------------------------------------------------------------------------------------------------------------------------------------------------------------------------------------------------------------------------------------------------------------------------------------------------------------------------------------------------------------------------------------------------------------------------------------------------------------------------------------------------------------------------------------------------------------------------------------------------------------------------------------------------------------------------------------------------------------------------------------------------------------------------------------------------------------------------------------------------------------------------------------------------------------------------------------------------------------------------------------------------------------------------------------------------------------------------------------------------------------------------------------------------------------------------------------------|
| Parent | Offley | No | No comment |
| Parent | Offley | No | No comment |
| Parent | Offley | No | The expansion of just one school in the area will not solve the overall problem of increased need for child spaces. The proposed massive housing and retail developments within Sandbach will create a far greater need than this proposal can cover. All of the Sandbach schools should be considered for increased intake particularly those that were put at risk of closure recently and this would be a far cheaper option than the £1.7 million planned. |
| Parent | Offley | No | If improvements are to be made to Primary school in Cheshire East funds should be divided equally between the schools. |
| Parent | Offley | No | Offley Primary school ran very well as a 2 class entry for many years. Offley has the space and the experience in my opinion to do so again |
| Parent | Offley | No | Proposed budget is excessive to fund just 1 school 1.7 million!! Money better spent across all Sandbach schools. Strongly object to such a large sum of money benefiting only one school. |
| Parent | Offley | No | I support Offley Primary being expanded to a double intake school to accommodate increasing numbers. There is no sense in making two schools, 1 1/2 intakes; this is difficult to administer. |
| Parent | Offley | No | Wheelock School is already bad enough and causes major traffic issues now and safety to children must come first. If you think your going to double their intake. The kids from the boys school etc who have to walk down there are going to be at risk. If other school can extend their intake there is no need for it and a waste of money. |
| Parent | Offley | No | -The proposal is an expensive quick fix and does not take account on other schools in the area. The significant expansion of only one school may have an adverse effect on the services that other schools can offer to their children, particularly those that are vulnerable. There has been no proper investigation into the effect of the proposal upon other schools or any alternatives. - The proposal does not reflect the Local Authority's preference for schools to be 1 FE (1 class entry) or 2 FE (2 class entry). It will cause competition between schools and erode community cohesion. The majority (7 out of 8) of local Head teachers are not supportive of the proposal. The preferred solution is to accommodate the 2013/24 intake within the current school organisation and carry out a thorough study into school for the long term, taking account of any local housing development. - The better alternative would be to return Offley Primary school to a 2FE. This would be a cost effective solution for the short and long term. Offley operates with 12 classes and has the infrastructure to support 2 FE. There would be no cost implication in the short term as the school can accommodate an intake of 60 pupils at KS1. Two further classes will be needed by 2015 but the cost of these will be significantly less than the £1.7m proposed for Wheelock school. This proposal is supported by other schools in the area as it will not have a negative impact on them. This would mean that Offley would no longer need mixed classes in the future. - Offley is an extremely successful and popular school. It is regularly over-subscribed, taking the majority of its pupils from within catchment. - Wheelock school is sited on busy main road where parking is an issue. A significant number of pupils reside in Ettiley Heath, closer to the Elworth schools and use a bus to get to school. To increase the number of pupils will have an environmental and cost implication. There has been no review of catchment areas. |
| Parent | Offley | No | -The proposal is an expensive quick fix and does not take account on other schools in the area. The significant expansion of only one school may have an adverse effect on the services that other schools can offer to their children, particularly those that are vulnerable. There has been no proper investigation into the effect of the proposal upon other schools or any alternatives. - The proposal does not reflect the Local Authority's preference for schools to be 1 FE (1 class entry) or 2 FE (2 class entry). It will cause competition between schools and erode community cohesion. The majority (7 out of 8) of local Head teachers are not supportive of the proposal. The preferred solution is to accommodate the 2013/24 intake within the current school organisation and carry out a thorough study into school for the long term, taking account of any local housing development. - The better alternative would be to return Offley Primary school to a 2FE. This would be a cost effective solution for the short and long term. Offley operates with 12 classes and has the infrastructure to support 2 FE. There would be no cost implication in the short term as the school can accommodate an intake of 60 pupils at KS1. Two further classes will be needed by 2015 but the cost of these will be significantly less than the £1.7m proposed for Wheelock school. This proposal is supported by other schools in the area as it will not have a negative impact on them. This would mean that Offley would no longer need mixed classes in the future. - Offley is an extremely successful and popular school. It is regularly over-subscribed, taking the majority of its pupils from within catchment. - Wheelock school is sited on busy main road where parking is an issue. A significant number of pupils reside in Ettiley Heath, closer to the Elworth schools and use a bus to get to school. To increase the number of pupils will have an environmental and cost implication. There has been no review of catchment areas. |
| Parent | Offley | No | This would cause severe disruption to the school and the problem of parking/ traffic even worse |
| Parent | Wheelock | No | I don't believe the proposed extension will accommodate 315 children, certainly the outdoor play area doesn't and this is of great concern at break times during minimal supervision. Parent parking has already been restricted and is a major problem. This is a situation that will only get worse. How can the local authority propose this expansion when other Primary schools are not full to capacity?? |
| Parent | Unknown | No | We strongly urge the council to rethink their proposals to make a school to 1.5 class entry - this is not a cost effective it would make better sense to bring those schools who can accommodate a 2 class year group back up to their original intake before the cuts imposed on schools a few years ago which would be a cheaper and more cost-effective proposal especially in these days of austerity. |
| Parent | Offley | No | No comment |

| | | | |
|--------|----------|----|----------------------------------------------------------------------------------------------------------------------------------------------------------------------------------------------------------------------------------------------------------------------------------------------------------------------------------------------------------------------------------------------------------------------------------------------------------------------------------------------------------------------------------------------------------------------------------------------------------------------------------------------------------------------------------------------------------------------------------------------------------------------------------------------------------------------------------------------------------------------------------------------------------------------------------------------------------------------------------------------------------------------------------------------------------------------------------------------------------------------------------------------------------------------------------------------------------------------------------------------------------------------------------------------------------------------------------------------------------------------------------------------------------------------------------------------------------------------------------------------------------------------------------------------------------------------------------------------------------------------------------------------------------------------------------------------------------------------------------------------------------------------------------------------------------|
| Parent | Offley | No | 3 years ago we were told that our school had to lose 15 places from its intake of 60, because forecasting of population would decrease, and there was less need for school places. This had a devastating effect on our school as it forced us to accept mixed year classes and affected our budget. Why, 3 years on, is is Wheelock school being allocated more places. This will force Wheelock to go down the route of mixed year classes as well. Why is this necessary? Was the critical forecasting wrong? and if so, why not admit the error and reallocate the places back to Offley so the school can have their original budget revisited and go back to same year classes? Admit the decision 3 years ago was the wrong and do right by Offley school |
| Parent | Offley | No | I cannot believe that this proposal has been put forward let alone is now being considered as a serious option in view of the current economic climate. To spend such an enormous amount of money on one school is totally irresponsible especially when the infrastructure/resources and demand exist at Offley Primary school. This school previously had a two form entry; it was reduced a few years back to save another local school from closure at significant cost! - In the last consultation which was about 'cutting provision' and which outlined the falling demand for provision in the area, it now seems incredible that this exercise needs to be repeated for, - 'significant shortfall of places across 6 schools by 2017 with an overall shortfall by 11% (144 school places)' (Butcher,2012) - A complete and utter waste of tax payer's money! - The last proposal was also done on projected pupil numbers for the town and schools were reduced accordingly – Did somebody get their figures wrong or did they forget to include all the new housing development? - When the last proposal was carried out, the reduction at Offley Primary School was done on the basis that it could easily be reversed if demand increases thereby saving further costs on infrastructure. Surely, the way forward is to review existing places/current demand based on existing infrastructure already in place at schools, along with redrawing the school boundaries (catchment areas) to ensure all schools operate on a fair and equal supportive basis rather than one that causes negative competition between school communities. - I do not support mixed aged class teaching – it does not work and should not be promoted as a viable option or cost saving to any school! |
| Parent | Offley | No | I cannot believe that this proposal has been put forward let alone is now being considered as a serious option in view of the current economic climate. To spend such an enormous amount of money on one school is totally irresponsible especially when the infrastructure/resources and demand exist at Offley Primary school. This school previously had a two form entry; it was reduced a few years back to save another local school from closure at significant cost! - In the last consultation which was about 'cutting provision' and which outlined the falling demand for provision in the area, it now seems incredible that this exercise needs to be repeated for, - 'significant shortfall of places across 6 schools by 2017 with an overall shortfall by 11% (144 school places)' (Butcher,2012) - A complete and utter waste of tax payer's money! - The last proposal was also done on projected pupil numbers for the town and schools were reduced accordingly – Did somebody get their figures wrong or did they forget to include all the new housing development? - When the last proposal was carried out, the reduction at Offley Primary School was done on the basis that it could easily be reversed if demand increases thereby saving further costs on infrastructure. Surely, the way forward is to review existing places/current demand based on existing infrastructure already in place at schools, along with redrawing the school boundaries (catchment areas) to ensure all schools operate on a fair and equal supportive basis rather than one that causes negative competition between school communities. - I do not support mixed aged class teaching – it does not work and should not be promoted as a viable option or cost saving to any school! |
| Parent | Wheelock | No | Ofsted have deemed Wheelock school as outstanding. Unfortunately the change in head teacher has not been as it was expected to be and it is unlikely that we will be getting such a high rating again. A lot of parents, pupils and some staff are not happy and think that the pressure of this expansion will ultimately destroy what we have all worked so hard to gain. The cost of the expansion, not only financially, but to the landscape and community ethos of Wheelock School is very high. Would it not be more cost effective to fully reopen Sandbach Community Primary School, which is already suited for this purpose? Over the past 10 Years I have been involved in a number of petitions against housing developments on the grounds that the school was at full capacity. We were told on each occasion that the numbers of children in the area are dropping. We knew this to be not true, so why was there such a discrepancy in the figures? |
| Parent | Offley | No | The proposed expansion of Wheelock school will result in two schools in Sandbach having an undesirable 0.5 FE intake (Offley School operates a 1.5 FE intake). The 0.5 FE results in mixed classes being operated, and is not in line with the Local Authority's preference for schools to be either 1 FE or 2 FE. It also seems like a terrible waste of a large amount of taxpayers' money to expand wheelock school to 1.5 FE when Offley School could more easily and cheaply be expanded to 2 FE. Offley already has the capacity of a 2 FE reception intake (and in fact expanded to take this sized intake in September 2012 due to demand in the local area). Instead of building FOUR classes at Wheelock, the same capacity could be added to Sandbach schools by building just TWO classes at Offley, and that would not need to happen until 2015, giving more time for planning and finding the best process for the work. I believe this proposal has not been properly considered. There has been no proper investigation into the effect of this proposal on other schools in the area, and no alternatives have been considered. Rather than rushing an expansion in that has not been properly thought through I urge the Council to accommodate the 2013/24 intake within the current school organisation and carry out a thorough study into school organisation for the long term, taking account of any local housing development. |
| Parent | Offley | No | It seems quite ludicrous and wasteful that Cheshire East Council are even considering this. Several years ago I remember Offley Primary school had their numbers reduced, despite all concerned being against. Now Wheelock are to have their numbers increased. I have to wonder is this favouritism or just plain stupidity. Yet again Offley is sidelined even though they are over subscribed year on year. |
| Parent | Wheelock | No | I am totally against the proposed expansion, as are my husband and children, all of whom are pupils at Wheelock school. We feel it will spoil the ethos of the school entirely, it is going to have a negative impact on the available outdoors space for recreation, and also on facilities within the school and we feel, will be detrimental to the school and its current pupils. The addition of the portacabin / temporary classroom was disruptive enough, we dread to think of the chaos caused by the proposed addition of another 4 classrooms. Surely a better, more sensible option would be the building of a new Primary school in either the Ettiley Heath/ Elworth area? We feel very strongly against these proposals and hope you will listen to the views of parents / pupils and consider other options. |

| | | | |
|--------|----------|----|-------------------------------------------------------------------------------------------------------------------------------------------------------------------------------------------------------------------------------------------------------------------------------------------------------------------------------------------------------------------------------------------------------------------------------------------------------------------------------------------------------------------------------------------------------------------------------------------------------------------------------------------------------------------------------------------------------------------------------------------------------------------------------------------------------------------------------------------------------------------------------------------------------------------------------------------------------------------------------------------------------------------------------------------------------------------------------------------------------------------------------------------------------------------------------------------------------------------------------------------------------------------------------------------------------------------------------------------------------------------------------------------------------------------------------------------------------------------------------------------------------------------------------------------------------------------------------------------------------------------------------------------------------------------------------------------------------------------------------------------------------------------------------------------------------------------------------------------------------------------------------------------------------------------------------------------------------------------------------------------------------------------------------------------------------------------------------------------------------------------------------------------------------------------------------------------------------------------------------------------------------------------------------------------------------------------------------------------------------------------------------------------------------------------------------------------------------------------------------------------------------------------------------------------------------------------------------------------------------------------------------------------------------------------------------------------------------------------------------------------------------------------------------------------------------------------------------------------------------------------------------------------------------------------------------------------------------------------------------------------------------------------------------------------------------------------------------------------------------------------------------------------------------------------|
| Parent | Wheelock | No | Wheelock School is in great need for funds to bring up to date its family facilities such as leaking roof and toiletries this would hopefully be addressed if the expansion was to proceed. However I am aware of the need for more Primary places in Sandbach but i would question whether the expansion of Wheelock is just a short term fix to accomodate catchement requirements. I feel the proposed plans for newhouses in and around Sandbach would exceed the new places created at Wheelock. I think the time should be taken to direct resources effectively taking the futureproposed developmetns into consideration i.e. - new school with practical cathcements to allow children to walk to school safely. Currently the vasty majority of children have to commute to Wheelock ono either the school bus which does not run without problems or car this consequently causes conjection around the school which will only be exaggerated with the school extending its intake by 50% this will be children who have to travel as the school l the new housing development? - When the last p |
| Parent | Wheelock | No | While Wheelock School grounds could theoretically support some expansion, the immediate infrastructure around the school cannot cope with a 50% increase in school traffic without major improvements and alternatives being created. At 210 pupils, there is major traffic congestion at each end of the school day. This has been exacerbated with the short-sighted decision to paint double yellow lines around a large section of the Chartwell Park side road, restricting short term, safe, accessible parking in favour of residents who arrived long after the school was built. it's importnant to note that the Chartwell Park junction onto Crewe road is already a restricted visibility, badly designed junction with a major through road. It is dangerous even when traffic volumes are low because of the build exit to the right nd the gerneraly excessive speed of traffic on Crewe Road. There are issues of parents parking in the current school car park creating access problems and safety concerns for staff, pupils and tradesmen; a situation that will worsen with 505% more traffic attempting to find a location to park. Daily school parking on Crewe Road today creates safety, visability and access issues because of the lack of an alternative. As a local road user the school day start and end presents many safety challenges for car drivers, pedestrians and cyclists who have their cycle lanes blocked. A greater intake will see this extend further down Crewe Road making / egress from small roads like Mill Hill Lane and possibly even the Park Lane junction, very hazardous undertakings. When the school has end of term events or evening social gatherings, this disruption is extended further into the day and impacts greater lengths of Crewe Road. The current situation is that Wheelock Primary School has completely inadequate safe parking; inadequate vehicualr access and generates traffic problems at each end of the day and for the regular extra-curricular events. Obstruction, disruption and highway/pedestrian safety issues are daily occurances caused by lack of visability, sheer traffic volumes and the hurried activities of car driving paretns with time pressures. To add 50% more volume to this situation without addressing the fundamental infrasturcture issues will create unbeatable disruption, add to rush hour trafficcongestion along Crewe Road, impact local residents through obstruction and lack of safety/visability and will undoubtedly lead to more accidents, injuries and possible deaths. The propsoed increase to Wheelock School School should should not go ahead without significant investment to provide a solution to the combined infrastructure problems of parking, access and traffic volumes which exist now and will worsen as result of expansion. Sandbach does not curenrntly have the infrastructure to safely support this kind of growth and it should not go ahead without an holistic approach being taken to minimise the impact to and protect the safety of the residents, teachers and pupils in the immediate vicinity. |
| Parent | Offley | No | The plan is an expensive quick fix, with disproportionate spend in one school. There has been insufficient exploration of the issues that neighbouring schools will face as a result, aprticularly financially following the expansion of ALL year groups, not just the intake / reception classess. A clear statement that pupils from other schools in other yearss will not be accepted has NOT been received. Many schools will only have to lose a few pupils to be in a deficit situation. The loss of puils, combined with the changes to SEN funding, mean those services to the most vulnerable are likely to be squeezed yet further. Even if SEN services can be maintained from an overall drop in funding, the costs will have to be met from core budgets, creating a situation of competition between pupils with and without protected characteristics / SEN. Either way, proper consideration of the impact upon neighbouring schools and educational services, particularly to those most vulnerable, has not been given. 7 out Of 8 headteachers (i.e. all except Wheelock) oppose this plan. The plan is also not congruent with the Authority's own schools organisation consultation document, stating that One or Two form entry schools are preferred. This plan will create a majority of non PAN 30/60 schools. The financial decision making behind the project is irrational. Offley Primary school is a former two form entry school and has a large, now underutilised site. The larger year groups are full from the historic two form position, therefore posing no threat to neighbouring schools of in-year transfers should places be increased. The costs of reinstalling previsous facilities would not be £1.8 million. The detriment to other schools would not be felt. The authority now has to invest in the school, in any event, due to its placement of 57 children in the school against a 45 PAN in September 2012. Reinstatement of facilities will be required for these children in 2015 in nay event. The argument over Wheelock's cathcment area equating to parental choice is also irrational. Wheelock's cathcment area is closer to both Elworth schools. Over one third of Wheelock's children currently have to be bussed in from Ettitley Heath cathcment area - at a financial and environmental cost. The catchment areas have not been reviewed as part of this exercise, despite major planned building works in the town. The better alternative would be to reinstate Offleys PAN to 60, with any additional places being allocated to the other Sandbach Schools as agreed with those Headteachers in the short term. A full and proper exploration of the impact of the housing plans on education should then be discussed and agreed with the headteachers for a proper long term solution to the issue. |
| Parent | Wheelock | No | The school playing fields is already small extending the school buidling will only make it smaller. There is already issues with parking around the school at the start of the school day. There have also been more than one occurance of too many children getting the school bus which then had to return to collect the additional children which meant they were late causing disruption. Offley Road School has spare capacity to take additional pupils without the need to extend thei school buidlings |
| Parent | Wheelock | No | Extension in the school will mean more houses built in the surrounding area which I am against |
| Parent | Wheelock | No | I am concerned that the children wil lose a considerable amount of playground. Will these be sufficient area for 315 chidlren to play in espically when the field is wet? Also parking is a nightmare at the best of times and this year even worse only with the extra reception year 1 cannot see how the premises can withstand such a huge impact on its footprint. There are other schools in the area that can accommodate extra children they should be used first. |
| Parent | Unknown | No | The infrastructure of the school willnot support the volume of students. The close knit community of the school is certain to disappear. A large extension willleave very little area for such a great number of children to play. |
| Parent | Wheelock | No | Wheelock is a lovely little school in a small village. We were led to believe that the last time the school was extended it would be ther last itme due to the square footage per child. Has the square footage per child decreased?? |

| | | | |
|--------|----------|----|--------------------------------------------------------------------------------------------------------------------------------------------------------------------------------------------------------------------------------------------------------------------------------------------------------------------------------------------------------------------------------------------------------------------------------------------------------------------------------------------------------------------------------------------------------------------------------------------------------------------------------------------------------------------------------------------------------------------------------------------------------------------------------------------------------------------------------------------------------------------------------------------------------------------------------------------------------------------------------------------------------------------------------------------------------------------------------------------------------------------------------------------------------------------------------------------------------------------------------------------------------------------------------------------------------------------------------------------------------------------------------------------------------------|
| Parent | Wheelock | No | We feel that the expansion of the school will have an effect on the children that are all ready there, as we are told that a class will be taught in the hall while work is being done which as an effect on all children, PE lessons, lunch time. We also feel that it may loose its family environment that it has at present once more children are accepted. also not enough out door space. Parking is also a problem now so will be more of an issue. |
| Parent | Wheelock | No | I appreciate as any parent of children in the local area that the demand for school places is set to rise, particularly as the council has agreed to so many new housing developments in the area. It does however, surprisie me on a historical level that this demographic trend was not identified when the children of this academic year were actually born. Surely Sandbach has not in the last year seen a huge influx of children in to the area all at the same time, and int he same catchment area, that are the same age? Perhaps if the demographic tren had been studied, such an immediate and 'knee jerl' reasponse would not be needed to solve the problem. The impact upon our schoolhas been detrmiental with the preparations for only a temp classroom. please consider the following:my daughter n year 2 is still and infant yet she spends every playtime in the junior playground. The school never communicated this to parents, this lacl of communication is not the actions of an 'outstanding school'. The type of language and play is also very different in the junior playground.... eating packed lunches in classrooms, waiting time for dinners longer, hall out of use for PE and clothing required for out door activities, fewer areas for children to play in, sandpit and other play items removed to make way for temp classroom - moving year 6 into |
| Parent | Offley | No | A 1.5 form entry is very disruptive to pupils and means regular changes to peer groups. This should be avoided as far as possible. My daughter, currently at Offley Primary school is in a split year and it is far from ideal. There are also large classes at Offley primary especially in juniors >30 pupils in a class. It would seem more cost effective and beneficial to pupils in the area to instead re-introduce a 2 form entry system at Offley. This could be easily implemented with very minimal cost rather than £1.7 for new facilities at Wheelock. There seems to be very limited justification for the selection of Wheelock to go to a 1.5 form entry system. |
| Parent | Offley | No | There is plenty of spaces in other schools in the area which are facing shortage of funds due to reduced pupil numbers. The money should be spent in repairs of all the schools in the area. |
| Parent | Offley | No | The money should be spent equally on all the schools in the area. Nearby schools also have the set up and the space for more children and parents should consider sending their children to those schools. |
| Parent | | No | Ofsted have deemed Wheelock school as outstanding. Unfortunately the change in head teacher has not been as it was expected to be and it is unlikely that we will be getting such a hig rating again. A lot of parents, pupils and some staff are not happy and think that the pressure of this expansion will ultimately destroy what we have all worked so hard to gain. The cost of the expasion, not only finanically, but to the landscape and community ethos of Wheelock school is very high. Would it not be more cost effective to fully reopen Sandbach Community Primary School, which is already suited for this purpose? Over the past 10 years I have ben involve in a number of petitions against housing developments on the grounds that the school was at full capacity. We were told on each occasion thsat the numbers of children in the area are dropping. We knew this to be not true, so why was there such a discrepancy in the figures? |
| Parent | Offley | No | No comment |
| Parent | Offley | No | detremental effect to neighbouring schools |
| Parent | Offley | No | I apose the proposal as I feel that I would be more cost effective for the council to return Offley Primary to a 2FE school which it has the infrasture to cope with and would not need any significant investment until 2015 at which time the investment needed would be considerably less than the investment needed to expand Wheelock. Thus meaning that in this difficult financial climate the budget for schools can be more evenly distributed between all the schools in the area. The expansion of Wheelock school would also have a negative impact on the traffic and parking situation on Crewe Road which is already an issue. |
| Parent | Offley | No | No comment |
| Parent | Offley | No | No comment |
| Parent | Offley | No | No comment |
| Parent | Offley | No | I am worried about the amount of money to be spent on what seems a "quick fix" and what effect it is going to have on other schools in surrounding areas. |
| Parent | Offley | No | Offley Primary school would be a more cost effective solution to providing the number of extra school places required. In the present economic climate this should be a deciding factor rather than spending money that could be saved or used to better effect elsewhere. It would be wrong to add 4 extra classrooms to Wheelock when another school in Sandbach can already accommodate the intake required. |
| Parent | Offley | No | I am concerned why the money is being spent on this school when Offley Primary School intake has been reduced from a 2 class intake to 1.5. Offley could be returned to a larger intake without so much funding and disruption. Offley is always over subscribed. |
| Parent | Offley | No | Why in the current econimic climate would the council consider spending £1.7 million pound on the expansion of Wheelock, when Offley Primary could be expnded back into a 2 FE school throughout, at a much cheaper cost. As a parent, I would like Offley to return to a 2 FE school in the child, causing less emotional upset at a critical time of learning. Thisoption in my opinion should be seriously considered as more appropriate than the expansion of Wheelock. |
| Parent | Offley | No | Each school should be supported equally rather than one school given preference to such a proposal. Such a proposal will have adverse effects to pupils at other schools interms of the services that are offered. Every child should be given the same opportunity as the next, money available should be split between schools. Wheelock on a busy road, I pass through everyday, parking is already an issue! I strongly disagree with this proposal!!! |
| Parent | Offley | No | 7 out of 8 of the schools in Sandbach oppose this proposal! To expand Wheelock to 1.5 form entry (not the Authorities 1 or 2 form entry) will require the provision of 4 additional classrooms at a cost of £1.7m. Offley Primary school has adequate provision for a 2 form entry (up from 1.5) for all of ICSI and will require 2 classrooms only by Sep 2015. This will save a significant amount of the proposed open. A review a cathment areas would also help to relieve the over applications within Wheelock. This simple exercise should be considered first. |

| | | | |
|--------|----------|---------|-------------------------------------------------------------------------------------------------------------------------------------------------------------------------------------------------------------------------------------------------------------------------------------------------------------------------------------------------------------------------------------------------------------------------------------------------------------------------------------------------------------------------------------------------------------------------------------------------------------------------------------------------------------------------------------------------------------------------------------------------------------------------------------------------------------------------------------------------------------------------------------------------------------------------------------------------------------------------------------------------------------------|
| Parent | Offley | No | The infrastructure already exists to accommodate more pupils at Offley Primary school. Spending 1.7m to create more mixed classes makes no sense. Mixed classes are confusing, cause disruption and are detrimental to our children's education. Make Offley a 2FE and invest the £1.7m on educational material. |
| Parent | Offley | No | We are objecting as there are other schools within Sandbach that already have the facilities to expand to take in more children without major costs involved. The money that is being earmarked for this expansion would be much better used updating facilities within the existing schools to ensure all children receive that same level of education whichever school they attend. |
| Parent | Offley | No | I feel that mixed classes are a compromise that should be avoided where possible. By increasing Wheelock to a 1.5FE school at a cost of £1.7m when there is an opportunity to have Offley Primary which already has the infrastructure to run as a 2 FE school, Cheshire East will have 2 schools running with mixed classes when there is an opportunity to have 2 schools with no mixed classes at a significantly lower cost. Increasing Offley to a 2 FE school would be a more cost effective solution as Offley would only require an additional 2 classes to be made available by 2015, meaning that the money currently proposed to be spent on Wheelock school could be better spent serving the educational needs of the Children of Cheshire East. The most desirable outcome for children and parents of Cheshire East is a reduction in the number of schools that are required to operate a mixed class system and the most budget possible made available for education rather than building work. |
| Parent | Wheelock | No view | There is a clear need to provide additional school places in Sandbach. Wheelock does not appear to be geographically located to suit the new build developments and therefore a further school bus would be required. St John's already operate a 1.5 form entry. It would surely make no sense to make one or other of these schools a 2 form entry. 1.5 form systems over complicate class group structures |
| Parent | Wheelock | Yes | Although it is indicated that there is a need for further primary provision in the very short term, it does not state which areas and whether this is a sustained requirement. Only 1 option is presented there will be other options to be considered before it can be determined whether this is the most cost effective/practical/ suitable option. It appears that the council has not considered all options and therefore this proposal cannot be supported without due consideration to other options. |
| Parent | Wheelock | Yes | No comment |
| Parent | Wheelock | Yes | It will help to service our growing community |
| Parent | Wheelock | Yes | Having moved my daughter to this school in reception we have seen her grow both academically and socially and then more places provided for young children can only benefit families and the community, giving young people the best life chances possible |
| Parent | Wheelock | Yes | No comment |
| Parent | Wheelock | Yes | No comment |
| Parent | Wheelock | Yes | No comment |
| Parent | Wheelock | Yes | No comment |
| Parent | Wheelock | Yes | Happy with planned proposal |
| Parent | Wheelock | Yes | As long as the number of pupils in their classes does not get too big i.e. - reception class at present is split into two, therefore each class only has 22/24 pupils. Any bigger and the children do not get enough attention/ |
| Parent | Wheelock | Yes | The school is in need of expansion and more modernisation to keep up with the high demand for places at the school which, clearly increases every year, and to keep up with modernisation of today's technological society. More space to work allows for better teaching and learning and an increase in ability to differentiate accordingly I fully support the extension. |
| Parent | Wheelock | Yes | No comment |
| Parent | Wheelock | Yes | No comment |
| Parent | Wheelock | Yes | No comment |
| Parent | Wheelock | Yes | Although it is indicated that there is a need for further primary provision in the very short term, it does not state which areas and whether this is a sustained requirement. Only 1 option is presented there will be other options to be considered before it can be determined whether this is the most cost effective/ practical/ suitable option. It appears that the council has not considered all options and therefore this proposal cannot be supported without due consideration to other options. |
| Parent | Wheelock | Yes | No comments given |
| Parent | Wheelock | Yes | Having 2 children currently at Wheelock school, including 1 in the current Reception class, I feel very strongly that this proposed expansion is agreed to accommodate the current pupils as well including the additional intake in future years. |
| Parent | Wheelock | Yes | No comment |
| Parent | Wheelock | Yes | No more new houses all schools to full as long as class size stay small and the council support the school with funds to keep the high standards up. Car parking round school needs to be looked at as the school run can get busy already and catchment is over to Ettley Heath to far to walk when there little. I don't like the fact the bus has no supervision |

| | | | |
|-------------------|--------------|----|--------------------------------------------------------------------------------------------------------------------------------------------------------------------------------------------------------------------------------------------------------------------------------------------------------------------------------------------------------------------------------------------------------------------------------------------------------------------------------------------------------------------------------------------------------------------------------------------------------------------------------------------------------------------------------------------------------------------------------------------------------------------------------------------------------------------------------------------------------------------------------------------------------------------------------------------------------------------------------------------------------------------------------------------------------------------------------------------------------------------------------------------------------------------------------------------------------------------------------------------------------------------------------------------------------------------------------------------------------------------------------------------------------------------------------------------------------------------------------------------------------------------------------------------------------------------------------------------------------------------------------------------------------------------------------------------------------------------------------------------------------------------------------------------------------------------------------------------------------------------------------------------------------------------------------------------------------------------------------------------------------------------------------------------------------------------------------------------------------------------------------------------------------------------------------------------------------------------------------------------------------------------------------------------------------------------------------------------------------------------------------------------------------------------------------------------------------------------------------------------------------------------------------------------------------------------------------------------------------------------------------------------------------------------------------------------------------------------------------------------------------------------------------------------------------------------------------------------------------------------------------|
| Parent | Offley | No | Why expand a school at a cost of £1.7 million when a school already in town has room for expansion at a much lower cost? Why were school numbers at Offley reduced only a few years ago? Appears to have been very short sighted by the council! |
| Parent | Offley | No | No comment |
| Parent | Offley | No | The cost of the proposed expansion is far too high, espically during a time of recession when budgets are being cut. It seems to be a costly proposal when there are cheaper alternatives that could be considered. Mixed year classes mean children get less stability as the pupils change each year and the class sizes are considerably larger, putting extra pressure on teaching staff |
| Parent | Offley | No | No comment |
| Parent | Offley | No | No comment |
| Parent | Offley | No | Strongly object |
| Parent | Offley | No | I think it is ridiculous to make a decision to spend a significant amount of money on Wheelock when there is so much uncertainty regarding proposed housing development's in the town. The expansion should be put on hold until planning permission has been granted with the proposed Wheelock intake being absorbed into other schools with capacity. I would also like to know how extending Wheelock to a 1.5 FE fits in with the Draft School Organisational Framework? |
| Parent | Offley | No | I strongly oppose this expansion. The schools in Sandbach all need funding to support growth, changes and increase in day to day lives plus the growing number of families coming into the area. The Schools all need a share in 1.7 million pounds not just one. My child for one needs 1 to 1 support in his school and i am sure there are more that need this help so please think about this prior to giving such a ridiculous amount of money to 1 school. Many schools need to have repairs and money spend on resources so as a parent of a child in a school in Sandbach and also 1 that will start in a few years please re-think this request by Wheelock and divide these valuable funds between them all. The 6 schools in Sandbach would dearly love 2.5 million each and think of the amazing schools the town would have with that funding. This is what our town needs. |
| Parent | Offley | No | It would seem more ssensible to increase the intake Offley school that already has the infrastructure to support it, therefore saving considerable costs which could be used to enhance the childrens education. |
| Parent | Offley | No | I feel it is not justified to spend that amount of money, when expenditure is being cut. If that amount of money is available should be spent on all the local schools not just on one. |
| Parent | Offley | No | The proposal seems to miss the point that Offley Road Primary already has the capacity to support a 2 FE intake. If budget of £1.7m is available surely it would be better spent providing additional services rather than redundant capcity. |
| Parent & Governor | Elworth Hall | No | The equality Impact Assessment does not take account of the affect on other local primary schools even though the other schools are referred to as stakeholders. There are local solutions, which are more cost effective than the proposed development. This includes using surplus capacity in two local shops. The consultation process has been flawed with apologies issued by Local Authority Officers. It is my belief that the proposed development will prejudice other local primary schools. |
| Parent & Governor | Offley PS | No | No comment |
| Parent & Governor | Offley | No | The plan is an expensive quick fix, with disproportionate spend in one school. There has been insufficient exploration of the issues that neighbouring schools will face as a result, aprticularly financially following the expansion of ALL year groups, not just the intake / reception classess. A clear statement that pupils from other schools in other yearsss will not be accepted has NOT been received. Many schools will only have to lose a few pupils to be in a deficit situation. The loss of puils, combined with the changes to SEN funding, mean those services to the most vulnerable are likely to be squeezed yet further. Even if SEN services can be maintained from an overall drop in funding, the costs will have to be met from core budgets, creating a situation of competition between pupils with and without protected characteristics / SEN. Either way, proper consideration of the impact upon neighbouring schools and educational services, particularly to those most vulnerable, has not been given. 7 out Of 8 headteachers (i.e. all except Wheelock) oppose this plan. The plan is also not congruent with the Authority's own schools organisation consultation document, stating that One or Two form entry schools are preferred. This plan will create a majority of non PAN 30/60 schools. The financial decision making behind the project is irrational. Offley Primary school is a former two form entry school and has a large, now underutilised site. The larger year groups are full from the historic two form position, therefore posing no threat to neighbouring schools of in-year transfers should places be increased. The costs of reinstalling previsous facilities would not be £1.8 million. The detriment to other schools would not be felt. The authority now has to invest in the school, in any event, due to its placement of 57 children in the school against a 45 PAN in September 2012. Reinstatement of facilities will be required for these children in 2015 in nay event. The argument over Wheelock's cathcment area equating to parental choice is also irrational. Wheelock's cathcment area is closer to both Elworth schools. Over one third of Wheelock's children currently have to be bussed in from Ettitley Heath cathcment area - at a financial and environmental cost. The catchment areas have not been reviewed as part of this exercise, despite major planned building works in the town. The better alternative would be to reinstate Offleys PAN to 60, with any additional places being allocated to the other Sandbach Schools as agreed with those Headteachers in the short term. A full and proper exploration of the impact of the housing plans on education should then be discussed and agreed with the headteachers for a proper long term solution to the issue. |
| Parent & Governor | Offley | no | No comment |
| Parent & Governor | Offley | No | I do not agree with this proposal at all |

| | | | |
|--------------------------|------------|-----|------------------------------------------------------------------------------------------------------------------------------------------------------------------------------------------------------------------------------------------------------------------------------------------------------------------------------------------------------------------------------------------------------------------------------------------------------------------------------------------------------------------------------------------------------------------------------------------------------------------------------------------------------------------------------------------------------------------------------------------------------------------------------------------------------------------------------------------------------------------------------------------------------------------------------------------------------------------------------------------------------------------------------------------------------------------------------------------------------------------------------------------------------------------------------------------------------------------------------------------------------------------------------------------------------------------------------------------------------------------------------------------------------------------------------|
| Parent & Governor | The Dingle | No | I am concerned that the shortfall in school places is not being spread more evenly across the whole Sandbach area. It seems to me to be more sensible to look at increasing the size of three or four primary schools by a smaller amount rather than increasing a single school by a large amount. If the current plans for building in the Haslington and Winterley areas come to fruition then I suggest that an increase in the size of accommodation of the primary schools in Haslington would be much more appropriate. I do not think it is a good thing for young children to be travelling significant distances to a school, and that it is both good for the community and good for the environment to limit the amount of travel that is required by families in the early morning. It would seem to me that there are social justice issues around creating a super- primary school in an area, that can afford with the economies of scale that come in a much larger institution to invest in technologies and facilities that are denied to other schools. It would also appear to me to be unreasonable to place an expectation on parents that would have to travel significant distances to take their child to school (if they were not to use a car). I understand why it might appear more cost effective to build in a single location but feel that this runs counter to the localism that is eging |
| Parent & Governor | | No | The proposal makes inadequate reference to the geographical spread of proposed housing development in the area. This will mean that there is a requirement for expansion across many locations and the proposal on the table is at one of the smallest available sites within the area, meaning that there will be additional expense elsewhere - this could be reduced with forward planning. The proposal runs contrary to the stated objectives in the School Organisation Plan of seeking one/two form PAN (this proposal is for 1.5 PAN). The impact on other local schools has not been explored adequately in the EIA statement prepared. There will be an immediate and negative impact on other Primary schools within the area as whole families move their children to the created vacant spaces in other year groups at Wheelock |
| Parent & Governor | Wheelock | Yes | A Community School must be capable of serving the community in which it is sited. For a number of years children who live in catchment, or who have siblings in the school, have been unable to join the school community due to a lack of capacity. Indeed, when we moved to Wheelock 6 years ago, there was no space available for my eldest child to attend Wheelock although the school could offer my younger child a place. As the local community grows it would seem sensible to enlarge Wheelock Primary to prevent our local children having to travel increased distances to other primary schools with all the resultant problems of traffic congestion, pollution parking etc. arising around other schools in the town or further afield. |
| Parent & Governor | Wheelock | Yes | A very important and necessary development that will support local families who wish their children to attend their local school. Wheelock Primary School is outstanding and will rise to the challenge of expansion. A superb investment of council's money! |
| Parent & Member of Staff | Offley | No | I am completely against this proposed extension. It would be a negative impact on all the schools in the area. That enormous amount of money to be spent in only one school will be adverse to all the others. Our children need resources and support especially for the ones with special needs like mine. The problem of allocating more children could be solved in a lot more cost effective way (Offley can operate with two classes per year group) and all schools in Sandbach can carry on giving their children the support they deserve. |
| Parent & Member of Staff | Offley | No | I feel that full consideration has not been made to spending 1.7 million pounds on the expansion of Wheelock school when there are other schools in the area that could accommodate a 2 FE facility at a much cheaper cost. Offley especially has had a fantastic refurbishment/ expansion within the last two years and currently has the classes to sustain a 2FE admission in 2013, with the need to only expand the Junior classes to allow 2 FE throughout the school within the next couple of years. In this economy it is ludicrous to not consider all options. |
| Parent & Member of Staff | Offley | No | All other schools could slightly increase saving the cost of expanding Wheelock school. Then the money can be split between schools. |
| Parent & Member of Staff | Offley | No | No comment |
| Parent & Member of Staff | Wheelock | Yes | This expansion would give so many more children in our community to benefit from a creative and stimulating education here at Wheelock |
| Parent & Member of Staff | Wheelock | Yes | I understand how parents in the local area feel when their child can't attend their local school due to full capacity. This happened to me as a parent and I was very lucky that my child got a place from the waiting list but I know of many local parents who didn't I feel expanding Wheelock would be very beneficial to parents in the local area for their child to attend such an outstanding school |
| Parent & Member of Staff | Wheelock | Yes | No comment |
| Pupil | Wheelock | Yes | I think we should let more people to come to our school |
| Pupil | Wheelock | Yes | More people can go there |
| Pupil | Wheelock | Yes | It will be good to have more children in the school |
| Pupil | Offley | No | No comment |

| | | | |
|-------|----------|---------|----------------------------------------------------------------------------------------------------------------------------------------------------------------------------------------------------------------------------------------------------------------------------------------------------------------------------------------------------------------------------------------------------------------------------------------------------------------------------------------------------------------------------------------------------------------------------------------------------------------------------------------------------------------------------------------------------------------------------------------------------------------------------------------------------------------------------------------------------------------------------------------------------------------------------------------------------------------------------------------------------------------------------------------------------------------------------------------------------------------------------------------------------------------------------------------------------------------------------------------------------------------------------------------------------------------------------------------------------------------------------------------------------------------------------------------------------------------------------------------------------------------------------------------------------------------------------------------------------------------------------------------------------------------------------------------------------------------------------------------------------------------------------------------------------------------------------------------------------------------------------------------------------------------------------------------------------------------------------------------------------------------------------------------------------------------------------|
| Pupil | Offley | No | -The proposal is an expensive quick fix and does not take account on other schools in the area. The significant expansion of only one school may have an adverse effect on the services that other schools can offer to their children, particularly those that are vulnerable. There has been no proper investigation into the effect of the proposal upon other schools or any alternatives. - The proposal does not reflect the Local Authority's preference for schools to be 1 FE (1 class entry) or 2 FE (2 class entry). It will cause competition between schools and erode community cohesion. The majority (7 out of 8) of local Head teachers are not supportive of the proposal. The preferred solution is to accommodate the 2013/24 intake within the current school organisation and carry out a thorough study into school for the long term, taking account of any local housing development. - The better alternative would be to return Offley Primary school to a 2FE. This would be a cost effective solution for the short and long term. Offley operates with 12 classes and has the infrastructure to support 2 FE. There would be no cost implication in the short term as the school can accommodate an intake of 60 pupils at KS1. Two further classes will be needed by 2015 but the cost of these will be significantly less than the £1.7m proposed for Wheelock school. This proposal is supported by other schools in the area as it will not have a negative impact on them. This would mean that Offley would no longer need mixed classes in the future. - Offley is an extremely successful and popular school. It is regularly over-subscribed, taking the majority of its pupils from within catchment. - Wheelock school is sited on busy main road where parking is an issue. A significant number of pupils reside in Ettiley Heath, closer to the Elworth schools and use a bus to get to school. To increase the number of pupils will have an environmental and cost implication. There has been no review of catchment areas. |
| Pupil | Wheelock | No | Our schools was like a large family, everyone knew each other. But since September when two classes started in September when two classes started in reception things became complicated and there are to many children to get to know. It just the same happy place that it used to be last year. I walk to school and the amount of cars outside is really scary and dangerous. I am scared that with more cars there will be an accident and someone will get hurt. |
| Pupil | Wheelock | No | If you extend the school that means that more children come and more teachers are required the school will be more crowded and a lot of people do not like being crowded and the education will not be the same because less one to one will be there for the people that need it |
| Pupil | Wheelock | No view | I don't know what to choose. I don't mind what happens |
| Pupil | Wheelock | No view | I don't know what to choose. I don't mind what happens |
| Pupil | Wheelock | No view | I don't mind |
| Pupil | Offley | No view | No comment |
| Pupil | Wheelock | No view | No comment |
| Pupil | Wheelock | No view | No comment |
| Pupil | Wheelock | No view | No comment |
| Pupil | Wheelock | No view | Because I like the way it is but it will help people |
| Pupil | Wheelock | No view | I like the school the way it is but it would help a lot of people if we extended. I think building up would be better as the playground will stay the same. |
| Pupil | Wheelock | No view | No comment |
| Pupil | Wheelock | Yes | I think we should let people in so we can make more friends |
| Pupil | Wheelock | Yes | I think we should because this is a good school and more children should join in. |
| Pupil | Wheelock | Yes | I think we should expand the school so we can have more clever people |
| Pupil | Wheelock | Yes | Wheelock is an outstanding school and I think it would be nice to let over people come to this school |
| Pupil | Wheelock | Yes | The more children we have at school the more friends we will make |
| Pupil | Wheelock | Yes | We will have much more room and more children to play with |
| Pupil | Wheelock | Yes | I think we should have more prople come to the school because it is great |
| Pupil | Wheelock | Yes | I think that we need more people so we can make more friends |
| Pupil | Wheelock | Yes | I think people should come to are Primary School |
| Pupil | Wheelock | Yes | I think we should expand the school so we can get get more people |
| Pupil | Wheelock | Yes | I think we should expand the school to help the local children to join us |
| Pupil | Wheelock | Yes | More people in our school |
| Pupil | Wheelock | Yes | No comment |
| Pupil | Wheelock | Yes | I think that it is a great idea because other children can join are school and so that we can make friends |
| Pupil | Wheelock | Yes | I want to make the school bigger becasuse uyou can make new friends |
| Pupil | Wheelock | Yes | Because I want more People to come and like our school |
| Pupil | Wheelock | Yes | I want are school to be bigger |
| Pupil | Wheelock | Yes | I will make our school an even better place to be |
| Pupil | Wheelock | Yes | I think that we should because it would be nice to now more people |
| Pupil | Wheelock | Yes | We need to let people have a chance |
| Pupil | Wheelock | Yes | I think we should to get more people to come to the school |
| Pupil | Wheelock | Yes | I would like other people to have a chance |
| Pupil | Wheelock | Yes | I would like to make our school bigger so we can make our school even more outstanding |
| Pupil | Wheelock | Yes | I am saying yes so local kids can come |

| | | | |
|---------|----------|-----|-----------------------------------------------------------------------------------------------------------------------------------------|
| Pupil | Wheelock | Yes | I think that it will be good to expand the school then it will other people will come to are school |
| Pupil | Wheelock | Yes | Yes because we will get more friends to play with |
| Pupil | Wheelock | Yes | I think we should let more people in so we can have grounds. |
| Pupil | Wheelock | Yes | I think we should get bigger so more children can join our wonderful school |
| Pupil | Wheelock | Yes | No comment |
| Pupil | Wheelock | Yes | I like the school the way it is but it will help make friends and people will get in |
| Pupil | Wheelock | Yes | It gives children a chance for an education |
| Pupil | Wheelock | Yes | More friends can be made but there would be less playground space |
| Pupil | Wheelock | Yes | It could help the amount of people and we could make new friends. The only problem is that it could be crowded on the field |
| Pupil | Wheelock | Yes | I am looking forward to being in a new classroom!! |
| Pupil | Wheelock | Yes | I think that it would be great to get a new extension and I am very excited cause we (Y4) maybe, might need to go in the hall for a bit |
| Pupil | Wheelock | Yes | That would be great for the school. Can't wait a hope the classrooms are good. |
| Pupil | Wheelock | Yes | I'm very excited happy that we are having a new classroom in year 5 and make are classroom the biggest in this school |
| Pupil | Wheelock | Yes | That sounds good about having a knew classroom |
| Pupil | Wheelock | Yes | No comment |
| Pupil | Wheelock | Yes | I think it's a great idea because we will have over 300 people in the school |
| Pupil | Wheelock | Yes | It's a good idea having 5 new classroom |
| Pupil | Wheelock | Yes | No comment |
| Pupil | Wheelock | Yes | It will be really good! |
| Pupil | Wheelock | Yes | Sounds good I'm in |
| Pupil | Wheelock | Yes | I' m very excited! About 5 new classes |
| Pupil | Wheelock | Yes | I think it will be a great idea because only here for another two years so it might be good! |
| Pupil | Wheelock | Yes | It will be great to have more children in our school |
| Pupil | Wheelock | Yes | Because having a new classroom will be good |
| Pupil | Wheelock | Yes | I think it is a great idea to add more to our school |
| Pupil | Wheelock | Yes | I will miss the old classroom but It will be nice and new so that will make me happy. |
| Pupil | Wheelock | Yes | No comment |
| Pupil | Wheelock | Yes | No comment |
| Pupil | Wheelock | Yes | No comment |
| Pupil | Wheelock | Yes | No comment |
| Pupil | Wheelock | Yes | No comment |
| Pupil | Wheelock | Yes | It is good because if we don't there will be an mobile classroom forever |
| Pupil | Wheelock | Yes | No comment |
| Pupil | Wheelock | Yes | No comment |
| Pupil | Wheelock | Yes | No comment |
| Pupil | Wheelock | Yes | No comment |
| Pupil | Wheelock | Yes | Yes you should because it will make the school bigger |
| Pupil | Wheelock | Yes | No comment |
| Pupil | Wheelock | Yes | No comment |
| Pupil | Wheelock | Yes | No comment |
| Pupil | Wheelock | Yes | No comment |
| Pupil | Wheelock | Yes | No comment |
| Unknown | Offley | No | No comment |

This page is intentionally left blank

| | | Points for Discussion | | | | | |
|-----------------------------------------|---------------------------------|-----------------------------------------------------------------------------------------------------|-----------------------------------------------------------------------------------------------------------------------------------------------------------------------------------------------------------------------------------------------------------------------------------------------------------------------------------------------|------------------------------------------------------------------------------------------------------------------------------------------|------------------------------------------------------------------------------------------------------------------------------------------------------------------------------------------------------|--------------------------------------------------------------------------------------------------------------------------------------------------------------------------------------------------------------------|-------------------------------------------------------------------------------------------------------------------------------------------------------------------------------------------|
| Relationship to schools in the area | Support/ Oppose/ No View/ Other | Are you familiar with the proposal to increase Wheelock Primary and the rationale for this proposal | What is your view about this proposal? | Do you agree that the additional capacity needed due to population changes should be provided in the catchment area school, if possible? | Do you agree that the Local Authority, in its role as strategic commissioner of school places, should seek to optimise parental choice by providing more places in oversubscribed (popular) schools? | When increasing the number of pupil places in an area, there is always a risk that this will prompt some applications for mid-year movement, i.e. from one local school to another. Do you have a view about this? | "Is there anything further that you wish to discuss or comment on" |
| Parent/carer of Wheelock future pupil | Support | Yes, aware of rationale | Support | preference would be for a successful school . Next priority would be on in area or local school | popular schools are accessible to parents because of the area that they live but as no application has been made yet oversubscription hasn't been considered, but would prefer to expand this school | not necessarily if happy and settled, but ultimately would do what parents thought best for child. | first child securing a place in sept 2013.First pref for Wheelock. Recommendation from parents Wheelock is good. Parents feel this is important. Good feedback from other nursery parents |
| Parent/carer of St John's Current pupil | Oppose | Yes, aware of rationale | Too soon. In respect of demand, other schools have capacity to take additional pupils. | priority to local community. | No. Circumstances change | Depends on individual reason for change of school eg house move. | No school should be extended until other local schools are back to their original capacity. Catchment areas need to be looked at. |
| Wheelock School Rep | Support | Yes, aware of rationale | children in Wheelock school not enough space to get all the children in schools catchment area and their siblings. Went to one of the meetings and tried to express that without the housing planned and the way Sandbach is growing Wheelock will not be the only school to expand and other schools will have to expand in the near future. | Absolutely. Sch also doing very well and parents will want to send their children there. | Yes agree. Expand schs in line with parents choice to maximise choice. | Thinks that unless a sch was failing parents wouldn't move their children. | Long term strategy required - development. |
| Parent/carer of Wheelock current pupil | No View | Yes, aware of rationale | concerns about infrastructure and safe drop off/collection of children and disruption to existing children. Children taught in the hall from Sept - Oct half term. | Yes | Yes, but poorer performing schoolsshould be necouraged to improve. | This should not happen. | The transport from Ettiley Heath should be retainedas walking route is unsafe. Playground space needs to be maintained in any build. |
| Parent/carer of Wheelock current pupil | Oppose and Support | Yes in part - demand from catchment | Question impact on teaching - against mixing up classes in the 'ratchet' system as in Smallwood.Feel this is detrimental to some children ability to step up in larger class sizes. Strain on PTA to new stable state. | Yes, very leading question | Questioning is very biased. Yes. | As long as it is best for the child and places are available it shall be allowed as ever. | Transport impact - need to maintain transport options such as school bus.Has option of bringing Offley Rd back up to 2 classes been considered (tax payer efficiency argument.) |
| Parent/carer of Wheelock current pupil | Oppose due to transport | Yes, aware of rationale | Do not support proposed expansion due to threat of withdrawal of school bus i.e. Parking issues and interruption to pupils. | Yes | only if school can accommodate | would not move my child - continuity important | view has changed due to proposed cancellation of free bus. |

| | | | | | | | |
|-------------------------------------------------------|---------|---------|--------------------------------------------------------------------------------------------------------------------------------------------------------------------------------------------------------------------------------------------------------------------------------------------------------------------------|----------------------------------------------------------------------------------------------------------|------------------------------------------------------------------------------------------------------------------------|---------------------------------------------------------------------------------------------------------------------------|-----------------------------------------------------------------------------------------------------------------------------------------------------------------------------------------------------------------------------------------------------------------------------------------------------------------------------------------------------------------------------------------------------------------------------------------------------------------------------------------------------------------------------------------------------------------------------------------------------------------------------------------------------------------------------------------------------------------------------------------------------------------------------------------------------------------------------------------------------------------------------------------------------------------------------|
| Parent/carer of Wheelock current pupil | Oppose | Not yet | impact on local amenity and safety , parking on roads adjacent to the schol, number of journeys, dangers to children, parking on double yellow lines. | no, given small size of catchment areas. Leading question. | No, as above leading question | No view | zig zag markings etc. Parking on pavements blocking people's drives, parking on grassed areas. |
| Parent/carer of Wheelock current pupil | Oppose | Yes | parent for last 10 years and 18 by time of leave. This issue brought up before. Car parking already difficult and dangerous, more cars forced to park on main road, concerns because everything happening at once for the school. Not sure if the strong support is there and need for better communication from school. | To a certain extent but lots of children in the school that are not living in catchment area at present. | No. More parents should just go to their local school. | People would do that because people will try and get into Wheelock. | just concerned that the need for extra places if you expand the school then in 10 years time will we have to expand again (developers always want to build near a popular school) Would expansion of Sandbach Community be an easier option? For years told going to be reduction in numbers but could see in playgroup numbers were on the up. In the Wheelock estate lots of properties are rented and people moving in from Crewe. Knows a lot have rented in Sandbach because moved into the area for the good schools. Sandbach Girls school encroaching more and more on the leisure facilities. Can no longer go swimming during the day because school has taken (changed) their times. Can't park because 6th formers taking the spaces. If Sandbach is expanding need their own leisure facilities and existing ones to be transferred to the school. Concerned about places in the high schools in future years. |
| Representative/employee of a school (Governor Offley) | Oppose | Yes | It may be the right answer but not the complete solution. Offley can provide the same increase in intake for less capital. | Yes | No support the principle but at which it isn't cost effective and runs contrary to education needs of existing pupils. | The LA needs to consider the rush of mid year movement as part of its overall cost benefit consideration for the proposal | Reasonably confident with the rationale for providing additional places in the area would have been useful to have more information at the beginning of the process and particularly prior to formal procedures. Feel like it was a rush - last minute - rail - roading |
| Parent / Carer Current Offley | | Yes | Would prefer to expand Offley to 60 Pan rather than Wheelock. Prefer to see single age class. | Understand the reasoning behind it, but not essential | No. Fill up surplus places elsewhere. | | |
| Parent / Carer Current Offley | No view | Yes | Unsure of how it would affect Offley would like it to return to 2 form entry. Knock on effect for intake in the High School | | | | |
| Parent / Carer Current Offley | No view | Yes | Concerned daughter may not get into Offley. Concerned about split age classes at Offley and would like it at 2 FE | Yes | Yes | Shouldn't be an issue only when if one school is deemed to be underperforming | |

| | | | | | | | |
|----------------------------------|--------|-----------------------------------------------------------------------------------------------------------------------------------|----------------------------------------------------------------------------------------------------------------------------------------------------------------------------------------------------------------------------------------------------------------------------|-------------------------------------------------------------------------------------------------------------------------------------------------------------------------------|-------------------------------------------------------------------------------------------------------------------------------------------------------------------------------------------------------------------------|--------------------------------------------------------------------------------------------------------------------------------------------------|--------------------------------------------------------------------------------------------------------------------------------------------------------------------------------------------------------------------------------------------------------------------------------------------------------------------------------------------|
| Parent / Carer Current Offley | Oppose | Yes | Concern about it being part of a bigger picture | In principal places need to be within a reasonable travel distance preferably walking distance | uncomfortable with that proposal should be looking at improve generally | Feels it a managable issue | Many needs to be spent correctly and the budget shared amongst all of the schools. There is a danger in spending all of the budget on the best scoring school. * Raising standards at all schools and concerns about introducing mixed yr 5 groups when Offley could be full year groups |
| Parent / Carer Current Offley | Oppose | Yes | Sandbach community could scrap the childrens centre. Comments and consultation staff. Increasing Wheelock not the best for the long term new Primary school is required. Concerns that cross catchment traffic. If a school is over subscribed ideally go to next closest. | as previously stated | | Does understand that this is a danger. | Redraw of boundaries for catchments concerns about the lack of long term strategy don't agree with mixed year classes. Concerns that this affects learning and behaviour mixing friend groups makes it difficult child feels they are being held back a year. doesn't think that in light of cut backs that this provides the best option. |
| Parent / Carer Current Offley | Oppose | Yes | Think maintaining full from entry groups as opposed to mixed - make Offley 2 FE as oppose Wheelock 1.5 FE Feeling of short term thinking eg TLC and | When possible needs to consider the greater picture | Complicated emphasis should be on improving the less successful schools. National issue - oversubscribed schools - capacity is there at Offley already. | Need to try and ? Against in year movement and sucking kids in from other schools | Short term need them use capacity where available and the consider long term strategy |
| Parent / Carer Current Offley | Oppose | opposes investment in growth at the school investment should be on Offley - more affordable and to make class org more manageable | Short-sighted. Not a removing mixed ages good use of tax payers teaching money. | No I don't think so - cross polluation I don't think there is a need to as catchment not guaranteed - choice. Not strictly necessary to have enough places for local children | No LA should use the facilities that it has in the most effective way taking into account customers needs and depth of it's purse - recession is a driving factor in this we shouldn't be spending money we haven't got | Don't have a view on this. Although it is a free market and therefore encourages competition between schools and therefore this is a good thing. | Single - age 5 teaching at Offley preferable |
| Governor Offley | Oppose | Yes | Feel that consultation less than fig. Already have the infrastructure to increase the PAN to 60. Could apply easily acc the extra. Pupils at a less cost to the council | In theory yes, but there is parental preference which plays a big part so in reality this isn't possible | Difficult and and concerned that it is difficult | Concerned that the proposal may result in pupils draining from other schools. | Concerned that the consultation has been flawed. The schools chairperson have been to meeting the feeling is that in the short term it would be easier to achieve at Offley and this moving issue from pupils migrating from the other schools to Wheelock if the work is done Offley on accommodate the pupils short term |
| Parent / Carer Current Offley | Oppose | Yes | Against and for Offley - please not to have mixed classes financial as Offley doesn't need as much work | Not necessary due to the distance been so short | If the space is there and it is popular and no need for buildings. | No concerns with regards to this | Preference is for Offley - make it 2 form entry. |

| | | | | | | | |
|--------------------------------------------------------|---------|----------------------------------------------------------|-----------------------------------------------------------------------------------------------------------------------------------------------------------------------------------------------------------------------------------------------------------------------------------------------------------------------------------------------------------------------------------------------------------------------|-------------------------------------------------------------------------------------------------------------------------------------------------------------------------------|---------------------------------------------------------------------------------------------------------------------|-----------------------------------------------------------------------------------------------------------------------------------|-------------------------------------------------------------------------------------------------------------------------------------------------------------------------------------------------------------------------|
| Parent / Carer Current Offley | Oppose | Yes | Oppose proposal not in line with LA's draft school organisation plan. Union recommends 1 FE/2FE - plus detrimental effect on other school admissions | In theory yes. Believe catchment areas should be looked at in view of planned housing developments | No - financial situation of all schools in an area should be considered. | Would prefer stability and for a school to manage its budget - size of this proposal will encourage movement of pupils | Would prefer alternative ie Offley to return to 60 PAN |
| Parent / Carer Current Offley | Oppose | Yes | Financial implications - spaces at other schools. Union need investment, other schools can be expanded at a lower cost | No | Where it can be easily accommodated | Only if spaces allows | |
| Representative/empl oyee of a school (at Offley) | Oppose | Yes | I feel that the proposal was short sighted and did not take into account the needs of all Sandbach and the schools | A review of catchment areas needs to be carried out with the new building works taken into consideration. Catchment area is sometimes well a way from school ie Ettiley Heath | All schools are over subscribed at some point - parental choice is not always possible | Each case needs to be taken on its merits | Long term strategy needed to be taken not short term solutions. Views of other schools needed further investigations before commitments made |
| Parent / Carer Current Offley | Oppose | Yes | I do not support the proposal - it will move Wheelock to an undersirable 1.5 FE, when the LA has already said it does not want half form entry. There is already a school in Sandbach (Offley) which has better capacity for an increased intake - it was recently reduced from a 2 PAN to 1.5 PAN. The same capacity could be added to Sandbach schools overall at a lower cost by returning Offley to 2 form entry. | No - catchement areas could be reviewed | It should be a consideration of course, but not at the exclusion of all other factors / cost exisiting capacity etc | No | No |
| Parent / Carer Current Wheelock | Oppose | Yes & rationale | Offley available capacity. Mixed age issues. Rest of school can cope i.e. grounds and floor space. 105 pupils. Parking issues. Requires "catchment" review. Transport from Ettiley Heath withdrawn | Yes within Sandbach but against Wheelock. | Yes | Don't agree as don't think rest of school could cope with 15 in every eyar. Don't agree with phasing. EG Playground, car parking. | Timeliness of communications i.e withdrawing bus route before Xmas and extension before holidays. |
| Parent / Carer Current Wheelock | Oppose | Yes | Against. Other schools have places and could be expanded. | Yes it is bus can catchment areas be changed. | Not necessarily. | Risk of this happening. | Concern about the possible loss of bus from Ettiley Heath. |
| Parent / Carer Current Wheelock | Support | Yes & rationale | Support in principle but reassurance in how it came about | yes | Dual view. Popular - but not at expense of under achieving schools. | As long as resources put in. Few additional places - how would these be addressed? | Clarification re. infrastructure ie parking / traffic. Review "catchment areas". Expanding other schools update? Resources taken from other schools? Children at Wheelock but concerned with children in other schools. |
| Parent / Carer Future Wheelock | Support | No - just received a letter that the consultation was on | Supported - new classroom | Nice to be in local school, within the catchment area. Yes - quality sustained. | Look at under achieving schools and improve. Case by case basis. | No view. | Transport issue - transport plan would help. |
| Parent / Carer Current Wheelock | Support | Yes & knew about the rationale | Supported - pupil at school and requires school placement siblings | Yes, or within the highest achieving schools. | Yes | It should only be allowed where capacity exists but must not destabilise either school finincially or in pupil's learning. | No |

| | | | | | | | |
|-------------------------------------------------------|---------|-----------------------|---------------------------------------------------------------------------------------------------------------------------------------------------------------------------------------------------------------------------------------------------------------------------------------------------------------------------------------------------------------------------------------------------------------------------------------------------------------------------------------------------------------------|-------------------------------------------------------------------------------------------------------|--------------------------------------------------------------------------------|----------------------------------------------------------------------------------------------------------------------------------|-----------------------------------------------------------------------------------------------------------------------------------------------------------------------------------------|
| Parent / Carer Current Wheelock / Chair of Govs | Support | Yes | Fully support the proposal. Wheelock families have a right to attend their local school | Absoutely. Wheelock is an outstanding and successful school. | Yes | Any in year applications would follow the usual process. Parents have the right to send their children to an excellent school. | Local families should be allowed to send their children to the local school. Expand Wheelock. |
| Governor Wheelock | Support | Yes | I fully support the proposal to increase Wheelock school as above. | Yes I support this completely. | Yes | I wouldn't wish to see children moving between schools unless they have moved home to a different area. | I hope to see this matter resolved as soon as possible. |
| Governor Wheelock | Support | Yes | I fully support this proposal. | Definitely - the local children should go to the local school. | Again it makes sense to me to increase the places at the popular local school. | I would prefer to see this increase be phased in gradually. I would not like to see mid-year movement from other schools. | |
| Parent / Carer Current Wheelock | Support | | Recognise necessity to meet growing demand. Concern about current facilities at the school. Necessity to make changes, if the school is to grow. Queries - hazardous routes / concerns! Car parking - safe spaces for drop off/ pick up - BUS !! access. double yellow lines. No particular view about which school should get concern that there does need to be sufficient no of places for younger siblings to stay together. School transport an issue - but this would not affect decision re school of choice | Yes, definitely. Also very happy with this 'exceptional' school so wouldn't entertain another school. | Yes | Good school - wouldn't be surprised. No view unless personal disadvantage. | Sees rational in larger sch better funding better facilities. |
| Neighbour to school | Support | Yes - no to rationale | In support | Yes, good for area/local community. | Yes | Mixed classes issue ie movement from 30 to 45. | Position of expansion. Housing development in the future. |
| Parent / Carer Current Wheelock | Support | Yes | Mixed view - how will if affect on current child at school and will it adversely affect learning. Difficult to access school - infrastructure outside school. Concern about loss of bus Ettiley Heath. | Yes | yes provising infrastructure is in place to support it. | Would be against that. | |
| Parent / Carer Current Wheelock | Support | Yes | Basically supportive. Wants to keep the bus. Yellow lines makes parking and drop of difficult. Crewe Road dangerous. | Yes | Yes but drive should be to improve and raise standards at other schools. | Don't want school to fill too quickly, as this may affect standards and may be disruptive to the children already in the school. | Big issue with the BUS. Don't want to lose. Petition due to be handed in to the Council. General amenities - concerns about swimming pool for example and school controlling the times. |

| | | | | | | | |
|--------------------------------------------|---------|-----------------------------------------------------|----------------------------------------------------------------------------------------------------------------------------------------------------------------------------------------------------------------------------------------------------------------------------------------------------------------------------|------------------------------------------------------------------------------------------------------------------------------------|---------------------------------------------------------------------------------------------------------------------------------------------------------------------------------------------------|------------------------------------------------------------------------------------------------------------------------------------------------------------------------------------------------------------------------------------------------------------------------------------|-------------------------------------------------------------------------------------------------------------------------------------------------------------------------------------------------------|
| Parent / Carer Future Wheelock | Support | Yes | Building in surplus and possible competition not a bad thing and could help drive up standards. | Not necessarily but children should be able to attend the best catchment school "outstanding" school that is available in an area. | Yes. Definitely. | See comment in Q3. Schools will have to raise their game if they are losing children must be a reason and that would force them to raise their standards. | |
| Parent / Carer Current Offley | Oppose | Yes | Don't support proposal - does not agree with mixed aged teaching other options should be looked at - money could be put to better use. | No more distribution to schools with vacancies. | Improve schools - so more level playing field. | To be expected from parent/carers. | Increase Offley to 60 (2FE) - ideal 1FE/or 2FE other school with capacity. Review catchment areas in Sandbach. |
| Parent / Carer Current Offley | Oppose | Yes & rationale. Offley do have a waiting list too. | Mixed year classes issue. <u>Against proposal</u> but re-sizing at Offley due to infrastructure already there (size, space). | Local schools, yes. | Utilising what we have and inc. in more appropriate way. What is best for the community. | Just reception <u>only</u> . | None. |
| Parent / Carer Current Offley and Governor | Oppose | Yes | Against proposal. Offley able to go to 2FE easily. | No other schools in the area should be expanded also. | Yes agree. | No view. | No. |
| Parent / Carer Offley and employee Offley | Oppose | Yes | Don't support mixed aged classes. Friendship groups affected. Learning issues. Different to substain from KS1 - KS2 (Key Stage 2 concerns) | Yes understand. School within community. Need to look at other options. Parents would be prepared to travel. | Offley not up to capacity. Other schools as good as Wheelock. Parents have a choice. | Maintain popularity with mid-year intake. | Extend the catchment area. Cost of Offley expansion considerably lower. New development - where would the children go? Other schools that could take the additional capacity - explore other options. |
| Parent / Carer Current Offley | Oppose | Yes. Took part in consultation process. | Main concern is the volume of money spent on 1 sch. Should be spread out amongst more schools. And is there a need to expand Wheelock when Offley has the capacity already. Ack that spaces are needed in Sandbach area, but feels so much money being spent now at one school when Offley could accommodate them already. | Not necessarily - parent choose schools for many reasons. | If a parent chooses that school they should be allowed to go there. Comes down to funding teachers - if have 2 classes 45 may as well have 2 classes for 60 - still only same costs for teachers. | Yes thinks that would happen. I applied to Wheelock and was refused - now very happy with Offley and would not move but feel other parents would from any school not just Offley. Have friends with children in Elworth Hall - not happy and know's they would move if they could. | |
| Parent / Carer Current Offley | Oppose | Yes and rationale | Oppose - don't agree with mixed age classroom. Housing development opposition. Disruptive for the children. | Yes. Nearest school not pick and choose and within catchment area. | Go to nearest school / walking distance. | Go within catchment area school. | |
| Parent / Carer Current Offley | Oppose | Yes and rationale | Not in support of it. | Yes, however there are several schools within close proximity. | Yes | Do not approve of mid year movement unless there are special circumstances. | Cost to be spent on Wheelock significant. Offley cheaper option. 2 form entry at Offley option - cheaper option to release residual grant to other schools. Large budget allocation to one school. |

| | | | | | | | |
|----------------------------------|--------|--------------------------------------------|---------------------------------------------------------------------------------------------------------------------------------------------------------------------------------------------------------------------------------------------------------------------------------------------------------------------------------------------------------------------------------------------------------------------------------------------------------------------------------------------------------------------------------------------------------|-------------------------------------------------------------------------------------------------------------------------------------------------------------------------------------------------------------------------------------------------------------------------------------------------------------------------------------------------------------------------------------------------|---------------------------------------------------------------------------------------------------------------------------------------------------------------------------------------------------------------------------------------------------------------------------------------------------------------------------|--|--|
| Parent / Carer Current Offley | Oppose | Letter format as did not attend consultant | The current proposal is for an extra 15 places to be created. 15 places could be created by returning Offley Road Primary to PAN of 60. - Until relatively recently Offley Road Primary had a PAN of 60 therefore has the infrasture in place to accommodate the extra pupils, for example two halls, group rooms, large grounds, large staffroom to accommodate extra personnal etc. - A return to a 60 PAN would mean a return to a 2 form per year group structure. This is a structure favoured by both parents and the local Authority themselves. | Offley Road Primary school acknowledge that remodelling or extension to the buildings will be required but this will not be needed until 2015. As the school has the appropriate infrastructure this will consist of classroom spaces only and therefore not be such a drain on the local purse. These classes will be required in any event in order to accommodate the 2012 reception intake. | Offley is a popular and successful school and as parents of a child in reception and also a resident interested in Sandbach's plans for development it would seem to make sense to favour a proposal to extend Offley Road Primary rather than Wheelock Primary. Please can you include our points in your deliberations. | | |
|----------------------------------|--------|--------------------------------------------|---------------------------------------------------------------------------------------------------------------------------------------------------------------------------------------------------------------------------------------------------------------------------------------------------------------------------------------------------------------------------------------------------------------------------------------------------------------------------------------------------------------------------------------------------------|-------------------------------------------------------------------------------------------------------------------------------------------------------------------------------------------------------------------------------------------------------------------------------------------------------------------------------------------------------------------------------------------------|---------------------------------------------------------------------------------------------------------------------------------------------------------------------------------------------------------------------------------------------------------------------------------------------------------------------------|--|--|

This page is intentionally left blank

CHESHIRE EAST COUNCIL

Extract from the minutes of a meeting of the **Council** held on Thursday, 23rd February, 2012 at Main Hall Congleton Hall, Congleton Town Hall, High Street, Congleton CW12 1BN

PRESENT

Councillor R West (Chairman)

Councillor G M Walton (Vice-Chairman)

Councillors Rachel Bailey, Rhoda Bailey, A Barratt, G Baxendale, D Bebbington, D Brickhill, D Brown, L Brown, B Burkhill, P Butterill, R Cartlidge, J Clowes, S Corcoran, H Davenport, W S Davies, R Domleo, D Druce, K Edwards, P Edwards, I Faseyi, J P Findlow, W Fitzgerald, R Fletcher, D Flude, H Gaddum, M Grant, P Groves, J Hammond, M Hardy, P Hayes, S Hogben, D Hough, P Hoyland, O Hunter, J Jackson, L Jeuda, M Jones, S Jones, F Keegan, A Kolker, W Livesley, J Macrae, D Mahon, A Martin, M A Martin, P Mason, S McGrory, R Menlove, G Merry, A Moran, B Moran, B Murphy, H Murray, D Neilson, D Newton, P Nurse, M Parsons, P Raynes, L Roberts, J Saunders, M Sherratt, B Silvester, M J Simon, L Smetham, D Stockton, C G Thorley, A Thwaite, D Topping, G Wait, M J Weatherill, P Whiteley and J Wray

Apologies

Councillors C Andrew, G Boston, S Gardiner, L Gilbert, A Harewood, D Marren and S Wilkinson

Note: Councillor D Druce had offered apologies for the morning session and was also absent during consideration of Items 6, 7 and 8.

Note: Councillor P Edwards had offered apologies for the morning session.

86 REFERRAL TO COUNCIL OF RECOMMENDATIONS FROM CABINET - BUSINESS PLANNING PROCESS 2012-2015 BUSINESS PLAN

The Cheshire East Council Business Plan for 2012/2015, had been produced following engagement on the Draft Business Plan that was issued in January 2012. The Business Plan had two main elements: the Council's priorities and the Budget. The document set out, in detail, the spending plans and income targets for the financial year starting 1st April 2012, as well as financial estimates for the 2013/2014 and 2014/2015 financial years.

The 2012/2015 Business Plan had been reported to Cabinet on 6th February 2012 and a report which set out the updated position with regard to Government funding levels was now submitted to Council.

When the report was submitted to Cabinet the Local Government Finance Report for 2012/2013 had not been published or confirmed following a debate in the House of Commons. Prior to the Council meeting both of those stages had been completed and confirmed that the formula and specific grant allocations, which had been included in the Business Plan, remained unchanged from the provisional settlement issued in December

2011.

It was noted that the Government consultation on the adjustment made to funding in relation to Academies and the impact on support functions provided by the local authority had not resulted in any changes to the Council's funding for 2012/2013.

It was moved and seconded that

- "1. the updated results of the Budget Engagement exercise undertaken by the Council be noted
2. the comments of the Director of Finance & Business Services (Chief Finance Officer), regarding the robustness of estimates and level of reserves held by the Council based on this budget be noted
3. the Business Plan 2012/2015 be approved
4. the three year Capital Programme for 2012/2013 to 2014/2015 be approved
5. the Band D Council Tax of £1,216.34 be approved
6. the Reserves Strategy be approved
7. the 2012/2013 non ringfenced Specific Grants (excluding DSG) be noted
8. the 2012/2013 Dedicated School Grant (DSG) of £193.8m and the associated policy proposals be agreed
9. the Children and Families Services Portfolio Holder be authorised to agreed any necessary amendment to the DSG position in the light of further information received from DfE, pupil number changes, further academy transfers and the actual balance brought forward from 2011/12
10. the Prudential Indicators for Capital Funding be approved
11. the risk assessment detailed in the report be noted."

AMENDMENT

The following amendment was moved by Councillor D Flude and seconded by Councillor K Edwards:

Heading, Performance, Customer Services and Capacity, Revenue.

With regard to the review of the Library book fund, which totals £90,000;

The proposed reduction is broken down as follows:

Reference Books £30,000

Adult Lending Books £46,793

Children's Books £13,207

It is proposed that the intended saving of £13,207 in respect of Children's Books be removed from the Business Plan, and the funding be found from the Council's Reserves.

The amendment was carried.

RESOLVED

1. That the updated results of the Budget Engagement exercise undertaken by the Council, as set out in appendix A of the report, be noted.
2. That the comments of the Director of Finance & Business Services (Chief Finance Officer), regarding the robustness of estimates and

level of reserves held by the Council based on this budget, as set out in Appendix B of the report, be noted.

3. That, subject to the removal of the intended saving of £13,207 in respect of Children's Books, which was to be found from the Council's reserves, the 2012/2015 Business Plan, as set out in Appendix B of the report, be approved.

4. That the three-year Capital Programme for 2012/2013 to 2014/2015, as set out in Appendix B, Annex 3, paragraphs 88 to 94 and Annex 7 pages 108-116 of the report be approved.

5. That the Band D Council Tax of £1,216.34, as set out in Appendix B, Annex 3, paragraphs 57 to 58 of the report (no change from 2011/2012), be approved.

6. That the Reserves Strategy, as set out in Appendix B, Annex 8 of report be approved.

7. That the 2012/2013 non-ring-fenced Specific Grants (excluding DSG), asset out in Appendix B, Annex 4 of the report be noted.

8. That the 2012/2013 Dedicated Schools Grant (DSG) of £193.8m and the associated policy proposals be agreed. (Appendix B, Annex 7, page 89 of the report).

9. That the Children and Family Services Portfolio Holder be authorised to agree any necessary amendment to the DSG position in the light of further information received from DfE, pupil number changes, further academy transfers and the actual balance brought forward from 2011/2012.

10. That the Prudential Indicators for Capital Financing be approved. (Appendix B, Annex 6 of the report).

11. That the risk assessment detailed in Appendix B, Chapter 4 of the report be noted.

This page is intentionally left blank

CHESHIRE EAST COUNCIL

Extract from the Minutes of a meeting of the **Council** held on Thursday, 19th July, 2012 at Grand Hall, Congleton Town Hall, High Street, Congleton CW12 1BN

PRESENT

Councillor G M Walton (Chairman)

Councillor D Flude (Vice-Chairman)

Councillors C Andrew, Rachel Bailey, Rhoda Bailey, A Barratt, G Barton, G Baxendale, G Boston, D Brickhill, D Brown, L Brown, B Burkhill, P Butterill, R Cartlidge, J Clowes, S Corcoran, H Davenport, R Domleo, D Druce, K Edwards, P Edwards, I Faseyi, J P Findlow, W Fitzgerald, S Gardiner, L Gilbert, M Grant, P Groves, J Hammond, A Harewood, P Hayes, S Hogben, D Hough, P Hoyland, O Hunter, J Jackson, L Jeuda, M Jones, S Jones, A Kolker, W Livesley, D Mahon, D Marren, M A Martin, P Mason, S McGrory, R Menlove, G Merry, A Moran, B Moran, B Murphy, H Murray, D Newton, P Nurse, M Parsons, P Raynes, M Sherratt, B Silvester, M J Simon, L Smetham, D Stockton, C G Thorley, A Thwaite, D Topping, M J Weatherill, R West, P Whiteley, S Wilkinson and J Wray

Apologies

Councillors D Bebbington, W S Davies, R Fletcher, H Gaddum, M Hardy, F Keegan, J Macrae, A Martin, D Neilson, L Roberts, J Saunders and G Wait

37 CAPITAL PROGRAMME APPROVALS - SCHEMES OVER £1M

Consideration was given to the report of the Strategic Director of Children, Families and Adults, which sought approval for the virement of Block Grant Funding contained within the approved 2012/13 Capital Programme to specific named schemes to address demographic basic need for pupil places.

RESOLVED

That virements and Supplementary Capital Estimates totalling £4.3m for the following schemes be approved :-

- £1.7m to Wilmslow High School Learning Resource Centre
- £1.0m to Pebble Brook Primary School Extension
- £1.6m to Wheelock Primary School Extension

This page is intentionally left blank

Extract from:-**MINUTES OF A MEETING OF THE GOVERNING BODY OF WHEELLOCK
PRIMARY SCHOOL HELD AT THE SCHOOL ON 4 JULY 2012**

Governors Present: Mrs J Barton
Mr J Bottomley
Mrs J Bunn
Mrs C Dalton
Mr J Doorbar
Mrs J Dyson (Headteacher)
Miss D Harrison
Mrs C Harrop
Mrs C Houghton (Vice Chair)
Mr S Noble
Mrs N Sale

Also in attendance: Mrs N Harvey (Bursar)
Ian Gatie (Clerk to the Governors)

16. PUPIL ADMISSION NUMBER (PAN)

Governors considered the PAN. It was noted that the Authority had instigated an increase to 45 and that the governing body had agreed as the increase was conditional upon increasing the capacity of the school. The governing body is in favour of a permanent increase to 45, subject to the building plans being approved and the additional capacity created.


This page is intentionally left blank

| Connection | Agree with Proposal? | Comments on the proposed Expansion of Wheelock Primary School |
|------------------|----------------------|---------------------------------------------------------------------------------------------------------------------------------------------------------------------------------------------------------------------------------------------------------------------------------------------------------------------------------------------------------------------------------------------------------------------------------------------------------------------------------------------------------------------------------------------------------------------------------------------------------------------------------------------------------------------------------------------------------------------------------------------------------------------------------------------------------------------------------------------------------------------------------------------------------------------------------------------------------------------------------------------------------------------------------------------------------------------------------------------------------------------------------------------------------------------------------------------------------------------------------------------------------------------------------------------------------------|
| Parent at Offley | Oppose | I would like to register that I oppose the proposed expansion of Wheelock Primary School. I currently have two children at Offley Primary School, my eldest having left in 2012. It is my view that Offley Primary School should be returned to a two form entry school as soon as possible. This would assist the community as a whole by creating extra places for local pupils, increasing parental choice. It would also enable Offley Primary School to return to non-mixed classes of 30 pupils and the school could be run more efficiently. The budget would remain healthy allowing Offley Primary to maintain its high standards. As Offley previously had a PAN of 60, it already has the infrastructure to accommodate additional pupils and any extension or remodel could be carried out with the minimum of cost and disruption. The school already has 6 classes at KS1 so it is ready to take the estimated increased numbers in September 2014. Although the 3 classes per 2 years in KS2 has been implemented well it is not as satisfactory as 2 classes per year. I believe that this is the preference of the Local Authority. It makes most sense to restore Offley Primary School to previous numbers (PAN of 60) than to expand Wheelock. Thank you for reading this representation. |
| Unknown | Oppose | The proposal is to increase the PAN at Wheelock Primary School from 30 to 45. This will result in a 1.5 form admission number. Presumably the Council is aware that half-form admission numbers tend not to be popular with parents, who become unnecessarily anxious about whether their child is being 'promoted' or 'kept down' in relation to their peers. It is also much more complex for schools to manage so as to create a coherent curriculum, and in the light of the new primary National Curriculum proposals, likely to become even more complex. I understand that the Council's policy is to maximise the number of schools with whole-form admission numbers in an area. This is eminently sensible. I am therefore struggling to understand the logic behind the proposal. There are already primary schools in Sandbach that do not have whole-form admission numbers. Expansion of any of these could reduce the number of schools with part-form admission numbers. Instead the proposal to expand Wheelock Primary School will increase the number of schools in Sandbach with part-form admission numbers. |
| Parent at Offley | Oppose | We have 7 children from ages 15 months to 16 years, and I'm writing to say we are against this expansion. |

| | | |
|------------------|--------|---------------------------------------------------------------------------------------------------------------------------------------------------------------------------------------------------------------------------------------------------------------------------------------------------------------------------------------------------------------------------------------------------------------------------------------------------------------------------------------------------------------------------------------------------------------------------------------------------------------------------------------------------------------------------------------------------------------------------------------------------------------------------------------------------------------------------------------------------------------------------------------------------------------------------------------------------------------------------------------------------------------------------------------------------------------------------------------------------------------------------------------------------------------------------------------------------------------------------------------------------------------------------------------------------------------------------------------------------------------------------------------------------------------------------------------------------------------------------------------------------------------------------------------------------|
| | | <p>There is no need for this to be done, as there is room in all the other school to extend their intake, to make this not necessary. Also from a safety issue. The Wheelock school already causes severe congestion at home time and in the morning. Many boys and girls have to walk past this school to go and come home from school, who attend the boys and girls school in Sandbach. There are cars coming and going all the time in a morning and of a night. These children have to walk within all this chaos. I know of at least 2 of my children's friends who have nearly been knocked down to the amount of cars blocking their way in a morning.</p> <p>Wheelock's intentions to make this school double the size will only increase this. While the work would be taking place, and afterwards and would most certainly cause a children to be hurt and could even be fatal by the doubled amount of traffic there would be. Also its not fair that should be considered for this high amount of money for something that's not entirely necessary. There's enough other schools in the area that are more than capable to extend their intake to be able to cope with the higher intake of children in the years to come. Which would be far more fair and a much safer option, cutting the risk of children being involved in a road / traffic accident by the amount of traffic by at least half, which i think should be a priority over anything else. That's who is going to benefit so this issues should be paramount.</p> |
| Parent of Offley | Oppose | <p>I wish to oppose the expansion of Wheelock School as this will have a huge impact on the school my son goes to My Child goes to the above school and I am in favor that it would be in Offley's best interest for it to be returned to a 2 form entry school as soon as possible and also for there to be single classes so that they are not mixed ages..</p> |
| Resident | Oppose | <p>As a resident of Chartwell Park, I am surprised to learn that there are plans to expand the school and that a consultation process has been carried out starting in 2012. The only notification we have received regarding expansion of the school was of the temporary building recently erected and the possibility of converting that to more permanent building at some time in the future. As resident adjoining the school I thought we would have been part of that consultation process. It is disappointing that there has been no effort to consult us on this proposed major change and that we only learned of this by reading a small notice attached to a post outside the school.</p> <p>The proposal is a significant expansion over and above the addition of one classroom.</p> <p>I have a two major of concerns over an expansion of this size:</p> |

| | | |
|------------------|--------|-----------------------------------------------------------------------------------------------------------------------------------------------------------------------------------------------------------------------------------------------------------------------------------------------------------------------------------------------------------------------------------------------------------------------------------------------------------------------------------------------------------------------------------------------------------------------------------------------------------------------------------------------------------------------------------------------------------------------------------------------------------------------------------------------------------------------------------------------------------------------------------------------------------------------------------------------------------------------------------------------------------------------------------------------------------------------------------------------------------------------------------------------------------------------------------------------------------------------------------------------------------------------------------------------------------------------------------------------------------------------------------------------------------------------------------------------------------------------------------------------------------------------------------------------------------------------------------------------------------------------------------------------------------------------------------------------------------------------------------------------------------------------------------------------------------------|
| | | <p>1. The traffic and parking problems generated by 210 pupils has an effect on access to Chartwell park and this will be greatly increased if the school role is expanded by 50%.</p> <p>2. The addition of 4 extra class rooms and additional services to support the proposed expansion will significantly increase the size of the school building.</p> <p>As the period for commenting on the proposal closes on the 22 March can you urgently advise where I could view any plans for the proposed expansion.</p> |
| Parent of Offley | Oppose | <p>For whom it may concern. I'd like to register my concern at the proposed enlargement of the Wheelock Primary School. My children both attend Offley Primary and I would suggest that a more prudent and cheaper solution to the problem would be to look to return Offley to a 2 form entry. This would clearly benefit the community as a whole by creating extra places for use across the community but also would benefit the pupils of Offley who currently have to operate in mixed year classes. I would hope that views such as mine would be taken into consideration especially given there is a significant cost to the proposed Wheelock scheme. Many thanks</p> |
| Councillor | Oppose | <p>I set out below 6 concerns over the proposed expansion of Wheelock primary school.</p> <p>1) Since July 2012, I have repeatedly asked to see a long term plan for primary school provision in Sandbach. I am told that such a plan is being prepared. What is certain is that the proposed expansion of Wheelock does NOT of itself solve the problem of the shortage of primary school places in Sandbach. How can it be sensible to press ahead with an expensive expansion of one school before there is a plan in place demonstrating how the shortage of primary school places in Sandbach will be addressed over the next 5 years?</p> <p>I attach a spreadsheet showing the likely impact on primary school paces of new housing developments in Sandbach. Please feel free to change the figures in the blue boxes as more information becomes available. I hope that this spreadsheet will assist the council in preparing a plan for providing the necessary primary school places over the next 5 years.</p> <p>2) The school bus service from Ettiley Heath to Wheelock Primary School is currently under review. If it is withdrawn then I predict that many parents from Ettiley Heath will choose Elworth CofE as their first choice school rather than Wheelock. The main reason given to me for expanding Wheelock is that it was the most popular school in Sandbach when the proposal was originally being discussed. This popularity could change if the school bus service is cut.</p> <p>3) Wheelock Primary School has recently had a new headteacher, a new deputy head and a new chair of governors. Is this a good time to be asking this school to expand?</p> <p>4) Wheelock Primary School's funding is being cut by £99,104 in 2013/14. This is well above the average cut</p> |

| | | |
|--|--|--------------------------------------------------------------------------------------------------------------------------------------------------------------------------------------------------------------------------------------------------------------------------------------------------------------------------------------------------------------------------------------------------------------------------------------------------------------------------------------------------------------------------------------------------------------------------------------------------------------------------------------------------------------------------------------------------------------------------------------------------------------------------------------------------------------------------------------------------------------------------------------------------------------------------------------------------------------------------------------------------------------------------------------------------------------------------------------------------------------------------------------------------------------------------------------------------------------------------------------------------------------------------------------------------------------------------------------------------------------------------------------------------------------------------------------------------------------------------------------------------------------------------------------------------------------------------------------------------------------------------------------------------------------------------------------------------------------------------------------------------------------------------------------------------------------------------------------------------------------------------------------------------------------------------------------------------------------------------------------------------------------------------------------------------------------------------------------------------------------------------------------------------------------------------------------------------------------------------------------------------------------------------------------------------------------------------------------------------------------------------------------------------------------------------------------------------------------------------------------------------------------------------------------------------------------------------------------------------------------------------------------------------------------------------------------------------------------------------------------------------------------------------------------------------------------------------------------------------------------------------------------------------------------|
| | | <p>for primary schools in the area. How can it make sense to expand a school and disproportionately cut its funding at the same time?</p> <p>5) Expanding Offley Road primary school would cost between £300,000 and £600,000.</p> <p>6) It is the council's policy to have schools with whole class intakes (PAN of 30 or 60). This proposal would increase Wheelock to a PAN of 45 and would mean that only 2 out of 6 primary schools in Sandbach had whole class intakes.</p> <p>7) The consultation document states, "The capital investment required is estimated at £1,765,758 which also includes the initial provision of the temporary mobile on site." Yet the amount approved by Council was £1.6m.</p> <p>Is the cost of this proposal £1.6m or £1.8m and how likely is it that the project will come in on budget? I set out below what I said at the full council meeting in July 2012. Much of this remains relevant today.</p> <p>"We are asked to approve £1.6m for works at Wheelock Primary School in Sandbach</p> <p>Wheelock Primary School is a well run school and last year was the most popular school in Sandbach. It is oversubscribed. Why is Wheelock Primary school being increased by half a class? I regard a half class as something likely to cause problems.</p> <p>Second - There is a bus service that is run to Wheelock Primary School from Ettiley Heath – paid for by this council. Given this council's stated desire to cut school transport costs why are we expanding a school in Sandbach that will INCREASE the reliance on school buses? It seems we are cutting buses with one hand and adding buses with the other.</p> <p>It is only a few years since there was a review of primary school education in Sandbach, which led to Sandbach County Primary and Offley Road school intake being cut. Why not increase Offley Road back to 60? When school intakes were cut in Sandbach a few years ago I made the point that birth rates in Sandbach were increasing and we would have to reverse the cuts in a few years time. This knowledge was simply from seeing the number of births in Sandbach. Why couldn't this council have predicted that more babies in Sandbach would lead to more demand for primary school places?</p> <p>Looking to the future there are a large number of houses being built in Sandbach for which planning permission has already been granted and applications for thousands more. Even the plans in the Draft Town Strategy allow for 950 more houses. These houses will require more than half a class of primary school provision. My point here is that there is a long term under provision of primary school places, so why are we bringing in half a class at one school (not in the area).</p> <p>Most of the new houses for which planning permission has been granted are in the Ettiley Heath and Elworth</p> |
|--|--|--------------------------------------------------------------------------------------------------------------------------------------------------------------------------------------------------------------------------------------------------------------------------------------------------------------------------------------------------------------------------------------------------------------------------------------------------------------------------------------------------------------------------------------------------------------------------------------------------------------------------------------------------------------------------------------------------------------------------------------------------------------------------------------------------------------------------------------------------------------------------------------------------------------------------------------------------------------------------------------------------------------------------------------------------------------------------------------------------------------------------------------------------------------------------------------------------------------------------------------------------------------------------------------------------------------------------------------------------------------------------------------------------------------------------------------------------------------------------------------------------------------------------------------------------------------------------------------------------------------------------------------------------------------------------------------------------------------------------------------------------------------------------------------------------------------------------------------------------------------------------------------------------------------------------------------------------------------------------------------------------------------------------------------------------------------------------------------------------------------------------------------------------------------------------------------------------------------------------------------------------------------------------------------------------------------------------------------------------------------------------------------------------------------------------------------------------------------------------------------------------------------------------------------------------------------------------------------------------------------------------------------------------------------------------------------------------------------------------------------------------------------------------------------------------------------------------------------------------------------------------------------------------------------|

| | | |
|---------|--------|-------------------------------------------------------------------------------------------------------------------------------------------------------------------------------------------------------------------------------------------------------------------------------------------------------------------------------------------------------------------------------------------------------------------------------------------------------------------------------------------------------------------------------------------------------------------------------------------------------------------------------------------------------------------------------------------------------------------------------------------------------------------------------------------------------------------------------------------------------------------------------------------------------------------------------------------------------------------------------------------------------------------------------------------------------------------------------------------------------------------------|
| | | <p>areas. Any children from those areas will have to be bused to Wheelock. Why not spend the money in the area where the children are?</p> <p>The council got it wrong last time when they reviewed primary school provision in Sandbach and I fear that they are getting it wrong again now.</p> <p>I have raised these concerns with council officers but hadn't received a response by last night.</p> <p>Finally I understand that Wheelock Primary School has increased its pupil numbers from 30 to 45 from September. Will the necessary facilities be in place by September 2012 and has planning permission been obtained for the building works needed for next term?"</p> <p>Note: Planning permission approved 18/7/12.</p> <p></p> <p>Primary School Requirements.xls</p> <p>Document is attached as Annex 4.1</p> |
| Unknown | Oppose | <p>With reference to the above proposal I would like to set out my objections which are as follows:</p> <p>a) The first, and I feel the most obvious one, is the increase in traffic congestion which already causes disruption and on a very busy main road. This proposal would in my opinion lead to an increase in the danger to other traffic using the road. Also – worse case scenario- it could pose significant risk to children and /or their parents using the school</p> <p>b) I understand that other local primary schools that have not been previously involved were largely against the proposal which will involve a capital spend of about £1.8 million and the building on the site of 4 additional classrooms. I also understand that school numbers at Offley Road and Crewe Road primary schools have only just been reduced because of apparent oversupply of school places. In view of this surely a simple reversal would appear to be a much more sensible option.</p> <p>I hope that when Cheshire East Council debates this proposal my objections will receive serious consideration.</p> |




| | | |
|----------|--------|-------------------------------------------------------------------------------------------------------------------------------------------------------------------------------------------------------------------------------------------------------------------------------------------------------------------------------------------------------------------------------------------------------------------------------------------------------------------------------------------------------------------------------------------------------------------------------------------------------------------------------------------------------------------------------------------------------------------------------------------------------------------------------------------------------------------------------------------------------------------------------------------------------------------------------------------------------------------------------------------------------------------------------------------------------------------------------------------------------------------------------------------------------------------------------------------------------------------------------------------------------------------------------------------------------------------------------------------------------------------------------------------------------------------------------------------------------------------------------------------------------------------------------------------------------------------------------------------------------------------------------------------------------------------------------------------------------------------------------------------------------------|
| Unknown | Oppose | <p>I wish to set out my objections to the above proposal which are as follows:</p> <p>a) Firstly, and most obviously, there will be a considerable increase in traffic on what is already a very busy main road. In my opinion this will make the road even more dangerous than it is at the moment for other drivers. Also the increase in the number of children attending the school could result in a significant risk of accidents to the children and /or parents using the school</p> <p>b) Apparently the other local primary schools have not been previously involved and are largely against the proposal which will involve a capital spend of about £1.8 million and the building on the site of 4 additional classrooms. I understand that school numbers at Offley Road and Crewe Road Community Schools have only just been reduced because of apparent oversupply of school places- a simple reversal would seem to be a much more sensible option.</p> <p>I trust that my objections will be taken into account when this proposal is being debated by Cheshire East Council.</p> |
| Resident | Oppose | <p>We moved into Chartwell Park 18 years ago and at that time the school role was around 110 and most of the children lived within walking distance and traffic congestion was not a problem. The original small number of parking places and turning circle was adequate. Now with the school role at 220 there is a major problem at the start and finish of the school day. A large percentage of children now come to the school by car and park in Chartwell Park and Crewe Road. As these are small children they are not dropped off but the cars are parked up and the parents and children walk into in to the school. Both roads are filled with cars trying to find places to park before taking the children into the school. These cars often come with younger brothers and sisters and with so many small children milling around it is likely that sometime in the future there will be an accident. Crewe Road is a wide and busy main road where most cars travel close to the speed limit of 30mph and often exceed the limit. Chartwell Park is a narrow cul-de-sac where speed is not a problem but with the number of cars at school time there are grave concerns if there was an emergency and the access for their vehicles. This was partially recognised by the council and yellow lines were painted on some of the turning circle area in Chartwell Park, these are generally ignored by those taking children to school. I work in the construction industry and if we were to carry out a risk assessment on the present traffic situation, the current arrangement would not be allowed to continue.</p> <p>The proposal will bring another 120 pupils, as these will be coming from across Sandbach, a high percentage</p> |

| | | |
|----------|--------|--------------------------------------------------------------------------------------------------------------------------------------------------------------------------------------------------------------------------------------------------------------------------------------------------------------------------------------------------------------------------------------------------------------------------------------------------------------------------------------------------------------------------------------------------------------------------------------------------------------------------------------------------------------------------------------------------------------------------------------------------------------------------------------------------------------------------------------------------------------------------------------------------------------------------------------------------------------------------------------------------------------------------------------------------------------------------------------------------------------------------------------------------------------------------------------------------------------------------------------------------------------------------------------------------------------------------------------------------------------------------------------------------------------------------------------------------------------------------------------------------------------------------------------------------------------------------------------------------------------------------------------------------------------------------------------------------------------------------------------------------------------------------------------------------------------------------------------------------------------------------------------------------------------------------------------------------------------------------------------------------------------------------------------------------------------------------------------------------------------------|
| | | <p>will travelling by car, this would make the current chaotic arrangement unacceptable. We are all being encouraged to minimise the use of our cars, it makes no sense to concentrate all the additional school places in one school situated at one end of Sandbach. There are schools located across the town, spreading the increase across these schools is the logical solution.</p> <p>In addition, last year there was a new car park built for the staff but this is full and there are regularly staff cars parked in the spaces at the turning circle on Chartwell Park. A 50% increase in the school intake will require more spaces for the extra teaching and support staff, all adding to the congestion.</p> <p>We have supported the school and are please to see it prosper. We did not object the recent temporary building but this scheme is ill considered, out of proportion and unacceptable.</p> <p>As this is a formal objection to the proposed scheme can to confirm receipt of this e mail.</p> |
| Resident | Oppose | <p>Hello, As a resident on Chartwell Park, Crewe Road, Sandbach, I am writing to register my objections to the Proposed Expansion of Wheelock Primary School which are listed as follows:-</p> <ol style="list-style-type: none"> 1. Just a couple of years ago, plans were in place to close down Sandbach Primary School further down Crewe Road due to insufficient numbers of children. I would be grateful for confirmation from Cheshire East Borough Council, that before you accept any proposals for expanding Wheelock Primary School, that the other local primary schools such as Sandbach Primary School and Offley Road Primary School are running at full capacity. 2. If this is not the case, how can Cheshire East Borough Council justify spending £1.8million pounds of public money if there are already spaces in other local primary schools? 3. If there is a shortage of primary school spaces within Sandbach as a whole, I would be grateful for confirmation from Cheshire East Borough Council that they have involved the other Primary schools in the area in discussions about the best way forward to respond to any oversupply of children in Sandbach. 4. If Wheelock Primary School has an oversupply of children because of new houses being built within its catchment area, then I would be grateful for Cheshire East Borough Council to confirm that they have looked at adjusting the boundaries of the existing school catchment areas to share the children around the other schools which may well be under capacity. 5. Wheelock Primary School only last year built an additional modular classroom just inside the school fence. This is an eyesore which does not fit in with the architecture of the school building at all. 6. There is insufficient parking space available close to the school to cater for any increase in capacity, let alone a 50% increase in numbers. <p>At drop off and collection times, cars already park on the grass verge area at the top of Chartwell Park, which</p> |

| | | |
|----------|--------|--------------------------------------------------------------------------------------------------------------------------------------------------------------------------------------------------------------------------------------------------------------------------------------------------------------------------------------------------------------------------------------------------------------------------------------------------------------------------------------------------------------------------------------------------------------------------------------------------------------------------------------------------------------------------------------------------------------------------------------------------------------------------------------------------------------------------------------------------------------------------------------------------------------------------------------------------------------------------------------------------------------------------------------------------------------------------------------------------------------------------------------------------------------------------------------------------------------------------------------------------------------------------------------------------------------------------------------------------------------------------------------------------------------------------------------------------------------------------------------------------------------------------------------------------------------------------------------------------------------------------------------------------------------------------------------------------------------------------------------------------------------------------------------------------------------------------------------------------------------------------------------------------------------------------------------------------------------------------------------------------------------------------------------------------------------------------------------------------------------------------------------|
| | | <p>is marked with double yellow lines. As there are no traffic wardens patrolling this area, this practice continues on a daily basis. Cars also park down the full length of Chartwell Park which leaves a narrow access route for residents to leave and return to their houses. This becomes a safety issue as parents and children walk on this narrow strip of road to and from the school and quite often young children run along this narrow strip of road to their cars unaware that this is presumably still part of the public highway.</p> <p>7. When turning around at the bottom of Chartwell Park cars regularly run over the curb and churn up the grass on the lawn to the front and at the side of my property. Similarly cars sometimes park with 2 wheels on the lawn at the side of my property which again causes damage to the lawn especially when we have had a lot of rain.</p> <p>8. As a result of cars parking on either side of Chartwell Park at the top of the road at drop off and collection times, and also on both sides of Crewe Road, the restricted access out of Chartwell Park and restricted vision up and down Crewe Road makes exiting Chartwell Park under these conditions hazardous. As parents sometimes park up to half an hour before school finishing time to 'claim' the prime parking spots at the top of Chartwell Park, this situation isn't just for a 5 or 10 minute period at either end of the school day.</p> <p>9. The children have always been inadequately supervised by staff at the bottom end of the school field at break times and lunch times. School children have in the past reached over the boundary fence and damaged young trees and broken the supporting stakes on my property. They throw branches, sticks and pine cones over the fence onto my drive on a daily basis. With a 50% increase in numbers of children this practice can only get worse.</p> <p>On the basis of the above I strongly object to the Proposed Expansion of Wheelock Primary School on Crewe Road Sandbach and would welcome a response from you on my first 4 points.</p> |
| Resident | Oppose | <p>I would like to bring my objections to your notice</p> <p>1 The school is doing very well with good ofsted reports why bring major upheaval and disruption to such a good school undoubtedly it will effect the children let the school continue as it is and the children will continue achieving good results.</p> <p>2 The obvious matter of the increased traffic twice a day</p> <p>a) will the proposed alterations include any traffic management solutions such as a dedicated drop of and pick up area.</p> <p>b) would you consider a 20mph speed limit outside school ?.</p> <p>c) why do you want to expand this school when others in the area have been reduced.</p> <p>I believe that polls of parents and teachers are against the expansion but have not seen any figures are you aware of this?.</p> |

| | | |
|----------|--------|---------------------------------------------------------------------------------------------------------------------------------------------------------------------------------------------------------------------------------------------------------------------------------------------------------------------------------------------------------------------------------------------------------------------------------------------------------------------------------------------------------------------------------------------------------------------------------------------------------------------------------------------------------------------------------------------------------------------------------------------------------------------------------------------------------------------------------------------------------------------------------------------------------------------------------------------------------------------------------------------------------------------------------------------------------------------------------------------------------------------------------------------------------------------------------------------------------------------------------------------------------------------------------------------------------------------------------------------------------------------------------------------------------------------------------------------------------------------------------------------------------------------------------------------------------------------------------------------------------------------------------------------------------------------------------------------------------------------------------------------------------------------------------------------------------------------------------------------------------------------------------------------------------------------------------------------------------------------------------------------------------------------------------------------------------------------------------------------------------------------------------------------------------------------------------------------------------------------------------------------------------------------------------------------------------------------------------------------------------------------------------------------------------------------------------------------------------------------------------------------------------------------------------------------------------------------------------------------------------------------------------------------------------------------------------------------------------------------------------------------------------------------------------------------------------------------------------------------------------------------------------------------------------------------------------------------------------------------------------------------------------------------------------------------------------------------------------------------------------------------------------------------------------------------------------------------------------------------------------------------------------------------------------------------------------------|
| Resident | Oppose | <p>We note in the proposal assessment that key stakeholders are considered to be staff and children/parents. No mention is made of the school's immediate neighbours like ourselves, who should also be identified as key stakeholders. We find in March 2013 that local residents have still not been adequately considered. No notification was received of consultation activities after the last 'formal' stage in November 2012, despite showing obvious interest as an 'interested party'. We have taken our own steps to notify local residents of this phase of consultation, in the absence of any meaningful attempt by Cheshire East or the school to engage. Therefore we believe the consultation process to date is fundamentally flawed.</p> <p>2. We find it difficult to understand the basic premise of an insufficient supply of primary school places in the next few years, as a couple of years ago an anticipated over-supply was cited for the proposal to close at least one Sandbach Primary School (Sandbach Community Primary on Crewe Road), a decision partly rescinded due to local community pressure, with a reduction in intake by 50% we believe being the outcome. Since this school is within walking distance of Wheelock Primary School, a viable alternative would be to reverse the reduction in numbers at that school (if the under-supply is real). We find in March 2013 that other local primary school staff and governors have raised similar points. We note also their complaint about no prior consultation with them, which confirms our view that the consultation process to date has been incomplete and flawed.</p> <p>3. The traffic situation along our part of Crewe Road is very congested because of parking to drop off pupils (in the morning) and to pick up (in the afternoon) exacerbated by unreasonable parking behaviour by some. This suggests that the school 'local' intake (ie walking distance) is fully covered, with the balance having to be transported back and forth. This suggests increasing the numbers at Wheelock Primary School is putting the extra places in the wrong place. If the proposal goes ahead, we would expect most of the extra children to be transported in and out. If left as is being</p> <p>3. (cont.) If left as is being provided by individual cars parking locally, this will make the exercise significantly more hazardous, as that parking will extend much further both sides of Crewe Road, in particular from the crossing provided immediately outside the school. We find in March 2013 that no further consideration has been given to road safety issues (including for the schoolchildren themselves) around this proposal. The only change has been the threatened closure of bus services from Ettiley Heath! (currently back in abeyance but for how long?).</p> <p>4. We are surprised that the proposed expansion can be accommodated on the existing site, particularly in terms of car parking for the school employees and visitors. The car park this morning (Wednesday 21st November) after the school 'rush' was full. No change in March 2013.</p> <p>5. It would appear to us that this proposal is a short term 'band aid' option even though it is predicated on</p> |
|----------|--------|---------------------------------------------------------------------------------------------------------------------------------------------------------------------------------------------------------------------------------------------------------------------------------------------------------------------------------------------------------------------------------------------------------------------------------------------------------------------------------------------------------------------------------------------------------------------------------------------------------------------------------------------------------------------------------------------------------------------------------------------------------------------------------------------------------------------------------------------------------------------------------------------------------------------------------------------------------------------------------------------------------------------------------------------------------------------------------------------------------------------------------------------------------------------------------------------------------------------------------------------------------------------------------------------------------------------------------------------------------------------------------------------------------------------------------------------------------------------------------------------------------------------------------------------------------------------------------------------------------------------------------------------------------------------------------------------------------------------------------------------------------------------------------------------------------------------------------------------------------------------------------------------------------------------------------------------------------------------------------------------------------------------------------------------------------------------------------------------------------------------------------------------------------------------------------------------------------------------------------------------------------------------------------------------------------------------------------------------------------------------------------------------------------------------------------------------------------------------------------------------------------------------------------------------------------------------------------------------------------------------------------------------------------------------------------------------------------------------------------------------------------------------------------------------------------------------------------------------------------------------------------------------------------------------------------------------------------------------------------------------------------------------------------------------------------------------------------------------------------------------------------------------------------------------------------------------------------------------------------------------------------------------------------------------------------------|

| | | |
|-----------------------------------|--------|---------------------------------------------------------------------------------------------------------------------------------------------------------------------------------------------------------------------------------------------------------------------------------------------------------------------------------------------------------------------------------------------------------------------------------------------------------------------------------------------------------------------------------------------------------------------------------------------------------------------------------------------------------------------------------------------------------------------------------------------------------------------------------------------------------------------------------------------------------------------------------------------------------------------------------------------------------------------------------------------------------------------------------------------------------------------------------------------------------------------------------------------------------------------------------------------------------------------------------------------------------------------------------------------------------------------------------------------------------------------------------------------------------------------------------------------------------------------------------------------------------------------------------------------------------------------------------------------------------------------------------------------|
| | | <p>forecasts 5 years out. It will be totally inadequate if any of the myriad of housing estate planning applications in the local area are approved, as they are likely to be in the absence of a Local Plan.</p> <p>6. The Local Plan should recognise that at least one (maybe more than one) more primary school is required in the general Sandbach area, more specifically towards Ettiley Heath/Elworth. Planning should be geared towards this expansion, including negotiating funds required from major building developers as part of the planning approval process. Comments to this effect have been made in the draft Local Plan consultation in Feb 2013.</p> <p>7. We note one of the justifications put forward is to improve parental choice as Wheelock Primary School is currently over-subscribed. We note two things:</p> <p>a. Parental choice can be quite changeable, particularly over a 5-year (or more) planning horizon. It wasn't many years ago that parental choice meant that Wheelock Primary School was well below its capacity (certainly in terms of preferred choice).</p> <p>b. Parental choice is important but so is local community choice – an appropriate balance needs to be struck. We note in March 2013 the justification including the Ofsted inspection finding of outstanding in 2011. We believe more than one Ofsted report should be considered, as success should be shown as sustained and sustainable. Also we note questions have been raised about Ofsted findings recently and ask how the Wheelock School Ofsted reports have been validated in the light of these concerns</p> |
| Resident | Oppose | <p>As residents of Crewe Road, very close to the above school, we would like to object to this proposed expansion.</p> <p>a) There is already severe congestion on this main road twice a day when parents park in any and all available spaces</p> <p>b) Pupil Numbers at Offley Road and Crewe Road Community Primary Schools have been reduced because of "an apparent oversupply of primary school places" - surely reversing this decision and utilising these places is more sensible and would cost much less than the £1.8m proposed expansion by 50% to Wheelock Primary School?</p> <p>c) It is interesting that when the mobile classrooms were put in place recently at Wheelock residents were notified individually. No notification has been given to residents regarding this much more drastic expansion.</p> |
| Parent Governor of Offley Primary | | Please find attached a letter and enclosures on behalf of the Board of Governors of Offley Primary School in |

| | | |
|--------------------------------|--------|---------------------------------------------------------------------------------------------------------------------------------------------------------------------------------------------------------------------------------------------------------------------------------------------------------------------------------------------------------------------------------------------------------------------------------------------------------------------------------------------------------------------------------------------------------------------------------------------------------------------------------------------------------------------------------------------------------------------------------------------------------------------------------------------------------------------------------------------------------------------------------------------------------------------------------------------------------------------------------------------------------------------------------------------------------------------------------------------------------------------------------------------------------------------------------------------------------------------------------------------------------------------------------------------------------------------------------------------------------------------------------------------------------------------------------------------------------------------------------------------------------------------------------------------------------------------------------------------------------------------------------------------------------------------------------------------------------------------------------------------------------------------------------------------------------------------------------------------------------------------------------------------------------------------------------------------------------------------------------------------------------------------------------------------------------------------------------------------------------------------------------------------------------------------------------------------------------------------------------------------------------------------------------------------------------------------------------------|
| School | | <p>response to the Statutory Notice for the proposed expansion of Wheelock Primary School, Sandbach.</p> <div data-bbox="757 316 815 379"></div> <div data-bbox="965 316 1023 379"></div> <div data-bbox="1173 316 1232 379"></div> <p>Offley response.pdf Enclosure 1.pdf Enclosure 2.pdf</p> <p>Documents are attached as Annex 4.2 - 4.4 respectively.</p> |
| Governing Body Elworth Hall | oppose | <p>I am writing to you to highlight the concerns of the Governing Body of Elworth Hall Primary School regarding the proposed expansion of Wheelock Primary School in Sandbach.</p> <p>As a Governing Body we have been closely involved with the consultations which have taken place over recent months, consultations which only took place after local Head Teachers and Governors insisted a proper dialogue took place to discuss the submitted proposals.</p> <p>It became very apparent at the meetings which took place between the Cheshire East Schools Admission Team, Head Teachers and Governors that little thought had been given to the impact the proposed expansion would have on the other primary schools in the area, or indeed what capacity already existed in Sandbach and Haslington. Several of the Head Teachers present at the meetings highlighted grave concerns about the viable future of their school if the expansion goes ahead.</p> <p>As Governors we are here to support and challenge our schools to get the best outcomes for our children. With so many Head Teachers, including our own, worried about the impact of these changes I would like to raise the following issues:</p> <ol style="list-style-type: none"> 1. Having raised our initial concerns with the local authority (LA) a meeting was held at Elworth Hall with myself, our Head Teacher and Barbara Dale. During this meeting Barbara told us that there was no way to predict future birth rate trends or where families would move to when new housing was built in the area. How therefore do the LA now know they have a future shortage of primary school places in Sandbach? 2. Why did it take a complaint from local schools to put in place a proper consultation process with local schools? If the LA is going to find out what is going on in their schools, find out about spare capacity and on what is best for the education of young people in the area surely they need to consult fully with the very people who are on the front line of delivering these services, Head Teachers! 3. Bearing in mind we are in a time of austerity does the LA think it is a good use of public money to expand a school when there is capacity still left in other local schools? |

| | | |
|--|--|----------------------------------------------------------------------------------------------------------------------------------------------------------------------------------------------------------------------------------------------------------------------------------------------------------------------------------------------------------------------------------------------------------------------------------------------------------------------------------------------------------------------------------------------------------------------------------------------------------------------------------------------------------------------------------------------------------------------------------------------------------------------------------------------------------------------------------------------------------------------------------------------------------------------------------------------------------------------------------------------------------------------------------------------------------------------------------------------------------------------------------------------------------------------------------------------------------------------------------------------------------------------------------------------------------------------------------------------------------------------------------------------------------------------------------------------------------------------------------------------------------------------------------------------------------------------------------------------------------------------------------------------------------------------------------------------------------------------------------------------------------------------------------------------------------------------------------------------|
| | | <p>4. Bearing in mind we are in a time of austerity does the LA think it is a good use of public money to expand a school when there are two schools in the area, Offley and Elworth C of E, that could convert to two form entry with little alteration to their buildings and at a much reduced cost.</p> <p>5. Bearing in mind we are in a time of austerity does the LA think it is a good use of public money to spend huge amounts of money on one school project when other schools are struggling with their budgets following the new funding formula which is now in place. As a school we have just completely lost our Resourced Provision funding for example.</p> <p>6. As a Governing Body we are aware of the issues surrounding local residents and parking at Wheelock Primary School. Do local residents believe it is a good idea to raise the admission numbers for the school, increasing the amount of cars trying to park at dropping off and picking up time?</p> <p>7. Wheelock is on a very busy main road, has the LA given full thought to the added congestion which will be created in the area?</p> <p>8. It has been highlighted on several town plans the LA intends to build a new school off Hind Heath Road. This is very close to other local schools and appears to throw into doubt the need to expand Wheelock at all. Once again this plan would throw into doubt the future of many of our local schools and the hard working teachers within them.</p> <p>As mentioned above these are the concerns which have been highlighted at Governing Body meetings held at Elworth Hall Primary School, as Chair of Governors I was asked to raise them as part of your published "statutory representation period."</p> <p>I look forward to your response which I will share with other Governors.</p> |
|--|--|----------------------------------------------------------------------------------------------------------------------------------------------------------------------------------------------------------------------------------------------------------------------------------------------------------------------------------------------------------------------------------------------------------------------------------------------------------------------------------------------------------------------------------------------------------------------------------------------------------------------------------------------------------------------------------------------------------------------------------------------------------------------------------------------------------------------------------------------------------------------------------------------------------------------------------------------------------------------------------------------------------------------------------------------------------------------------------------------------------------------------------------------------------------------------------------------------------------------------------------------------------------------------------------------------------------------------------------------------------------------------------------------------------------------------------------------------------------------------------------------------------------------------------------------------------------------------------------------------------------------------------------------------------------------------------------------------------------------------------------------------------------------------------------------------------------------------------------------|

| | | No. Primary school places | No. houses | | |
|--------------------------------------------------|--|---------------------------|------------|-------------------------------|-------|
| Predicted Shortfall 2017/18 from existing houses | | 144 | | 151 shortfall incl Haslington | |
| Fodens | | 45 | 45 | 265 | |
| TestTrack | | 20 | 20 | 118 | |
| Canal Fields | | 17 | 17 | 102 | |
| Albion | | 64 | 64 | 375 | |
| Hassall Road | | 7 | 7 | 39 | |
| Elworth Wire Mills | | 9 | 9 | 54 | |
| Moss Lane | | 7 | 7 | 41 | |
| Abbeyfields | | | 47 | 275 | |
| Hind Heath | | | 46 | 269 | 0.171 |
| Total Approved | | 169 | | | |
| Congleton Road | | | 27 | 160 | |
| Subject to appeal | | 0 | | | |
| Development Strategy Plans | | 119 | 120 | 700 | |
| Yeowood Farm | | | 111 | 650 | |
| Elworth Hall Farm | | | 31 | 180 | |
| Sandbach Heath - Hawthorn Drive | | | 34 | 200 | |
| In the pipeline | | 119 | | | |
| Total Additional Requirement | | 432 | | | |
| St Johns | | 35 | 35 | | |
| Offley | | 105 | 105 | | |
| New School at Yeowood Farm | | 0 | | | |
| Elworth CofE | | 140 | 140 | | |
| Wheelock | | 105 | 105 | | |
| Total Additional Provision | | 385 | | | |
| SHORTFALL | | 47 | | | |
| Shortfall with 4% buffer | | 114 | | | |

| | | | | | | |
|-------------------------------------|--|------|--|----------------------|--|--|
| | | | | | | |
| | | | | Funding cuts 2013/14 | | |
| Current Annual Intakes (PAN) | | | | £ | | |
| St Johns | | 25 | | 7,789 | | |
| Offley | | 45 | | 28,893 | | |
| New School at Yeowood Farm | | | | | | |
| Wheelock | | 30 | | 99,104 | | |
| Elworth CofE | | 40 | | 31,641 | | |
| Sandbach CP | | 15 | | 33,472 | | |
| Elworth Hall | | 30 | | 99,644 | | |
| | | | | | | |
| | | 185 | | 300,543 | | |
| | | | | | | |
| | | 1295 | | 232.0795 | | |

Offley Primary School



Offley Road
Sandbach
Cheshire
CW11 1GY

Tel: 01270 685355
Fax: 01270 759752

"Joy In Learning"

Children, Families and Adults Services
Organisation and Capital Strategy
Delamere House
Delamere Street
Crewe
Cheshire
CW1 2LL

20 March 2013

Response to Statutory Notice for the proposed expansion of Wheelock Primary School, Sandbach

Dear Sirs

We write to object to the proposed expansion to Wheelock Primary School and put forward an alternative solution for consideration.

At the meeting with Local Authority representatives on 9th November 2012, we raised the issue of formal representations to the sub-committee should the proposal go forward to this stage. We requested that any representations made by our parents during the consultation period carry forward to the next stage and be accepted as formal objections. We were reassured that this would be the case. Reference to this discussion is recorded in the notes of the meeting. Please, therefore, accept any representations previously made by an Offley parent, whether in writing or at the drop in session on 15th January 2013, as a formal objection for the purposes of this stage of the process.

We enclose a copy of the letter previously submitted by our governing body together with representations sent direct to Mrs R Bailey, Portfolio Holder, by our Chair of Governors. These set out the position of the governors of Offley Primary school. For the avoidance of doubt we have concerns over the proposal as we believe that an expansion of this nature will potentially have a detrimental effect on other schools in the locality. We would suggest that the impact of the proposed expansion is already being felt. In support of this we would point to the fact that as at 14 January 2013 the admission applications for two schools near to Wheelock were significantly below their PAN. Furthermore, we believe that the capital spend at a time of austerity is not appropriate particularly when there is a cheaper, viable alternative.



We wish to put forward an alternative proposal to return Offley to a PAN of 60. This would create a similar number of places however would have the following advantages:

- Offley has previously been a 2FE and therefore has the infrastructure to accommodate a PAN of 60. For example 2 halls, large staffroom, group work rooms, adequate toilets etc
- Offley is currently a 1.5FE therefore increasing its PAN to 60 would provide a more efficient organisation for the school and fit with the stated aim of Cheshire East for schools to be 1FE or 2FE thus avoiding mixed age teaching.
- Offley operates a 2FE structure at KS1 and therefore can accommodate 60 pupils until 2015. At that stage further accommodation would be required but at considerably less cost. Furthermore as 57 pupils were allocated to the school in 2012, this accommodation will be needed in any event.
- A return to 60 PAN will ensure the budget allows for the current level of staffing going forward and secures the viability of the school.
- Due to the current high numbers of pupils in the upper school, the effect of a return to a 2FE will not have an impact on other local schools
- Offley is a popular and successful school. Once again, our academic results have been significantly above national averages. For the year 2013, we have had over 100 applications including 52 first preferences.

If the committee feels inclined to agree the proposed expansion of Wheelock, we would request that steps are taken to consider the immediate return of Offley to a 2FE in any event. We would ask that an application for funding in relation to the accommodation that is required in 2015 is made as a matter of urgency.

Yours faithfully



Helen McCourt

On behalf of the Board of Governors, Offley Primary School



Proposal to Expand Wheelock Primary School

As I am unable to attend the Cabinet meeting on 4th February, I would like to forward a response to the final report to the Portfolio holder and would be grateful if this could be put before the Portfolio holder.

Firstly, much has been made by the Local Authority of parental preference and they have cited this as the driving force behind this initiative. I would like to point out that the questionnaires completed by parents indicated that an overwhelming 75% of parents who responded were opposed to the proposal. Importantly, a significant 40% of parents at Wheelock school were opposed to the proposal. At the latest drop in session, this opposition was reinforced. Of those parents expressing a view, 66% were opposed to the proposal and even 30% of parents at Wheelock school opposed the proposal. I would also mention that from the questionnaires it can be seen that 100% of residents local to Wheelock school opposed the proposal. Parental preference extends not only to those with reception children but to those with children at all age groups and the data indicates that their preference is overwhelmingly opposed to the proposal.

Secondly, I would like to examine paragraph 3:7 of the final report in conjunction with Appendix 3. It has always been the contention of the other local schools that if Wheelock school expands both in PAN and in size by 4 classrooms, there will be a potential negative impact on them by way of in year movement. Paragraph 3:7 suggests that the impact will be the same whether Wheelock school or Offley school were expanded but this is slightly misleading. If the proposal goes ahead as planned, Wheelock will formally have a PAN of 45 from September 2014 but in reality, they will be able to accommodate 45 reception pupils in 2013 by virtue of the mobile classroom and we are advised that the building works which will start as soon as possible will be completed by April 2014 latest. In contrast, Offley School is suggesting that they accommodate additional pupils within their existing structure until 2015 at which time 2 additional classes would be needed. It is suggested that in the interim the current spate of housing developments would be finalised and the impact of any changes from the potential withdrawal of school transport would be known, allowing the Local Authority time to develop a longer term strategy. It is in this crucial interim period, when the situation is in a state of flux, that there is potential for in year movement and the positions of the two schools are very different. The Local Authority state that any increase in PAN would be phased and they will mitigate against in year movement by refusing applications, but they cannot legislate for the decisions of the Appeal Panel.

For Example: Supposing in 2014, a child in year 4 (currently year 3) wishes to move from a local school to Wheelock. The application is refused and goes to appeal. This is an in year appeal therefore will be dealt with individually by the panel and they will not need to consider oversubscription criteria or infant class size rules. The panel will consider the following:

1. Capacity in relation to numbers on role: In Wheelock School's case, the capacity would be 210 or more based on the new classrooms however the actual numbers on roll would be significantly less as this is an expanding school.
2. The class sizes and school organisation: The panel would observe that as Wheelock school was formally a 1FE, most of the class sizes are 30 or slightly above as the intake would have been restricted by the infant class size rules and the previous organisation. This is in contrast to other schools in the area where mixed classes operate and classes can be up to 35.
3. Pupils with special needs: The panel concentrates on those pupils with SA+ or above and compares the numbers to national averages. I anticipate that due to Wheelock school's catchment area, their SEN numbers are not above national averages.

4. Accommodation: The panel would observe that Wheelock has 4 new classrooms, an extended hall, new group rooms, extended staffroom, toilet facilities and play area. These would not be full.
5. Educational standards: There is a presumption that a school with an outstanding grade at OFSTED will be more capable than most at meeting extra challenges.
6. Staffing: The numbers of Staff are compared to national averages. I presume the staffing levels are not below national averages particularly as funding was made available for an extra teacher and teaching assistant as part of the proposals.

In conclusion, the panel would look to see if placing one more pupil in year 4, thereby increasing the class number to 32, within an expanding school with ample accommodation would be prejudicial. I would suggest they may feel Wheelock school would be well able to cope.

In contrast, Offley School has a different story as it was downsized as a result of TLC. It has a historical PAN of 60 but has 6 classes at KS1 and only 6 classes at KS2. This has necessitated large mixed classes at KS2. In terms of capacity and accommodation, the panel would note that the school lost 2 classrooms in 2010. No building is due until 2015 at the earliest. The school has a PAN of 45 which is commensurate with the number of classrooms but in reality has 344 on role due to the historic PAN. Although, it is suggested in Appendix 3 there would be possible spaces in year 4 and above, this does not reflect reality. The classes are currently mixed and therefore the class already has 34 pupils. Other classes have similar numbers. The panel may well take the view that an extra pupil may well be prejudicial.

Many of the schools have stated that the loss of only 1 or 2 pupils through in year movement would be disastrous. There is potential for Wheelock to accommodate an extra 3 pupils in year 4 alone, just to be in the same position as the year 4 numbers at Offley. The same can be said of many of its other classes. Therefore, the impact of in year movement would be different in relation to the two schools. The proposal to place additional pupils at Offley until 2015 rather than expand Wheelock Primary school would provide more security for other schools in the locality and the threat posed by in year movement would be significantly reduced.

Please can the Portfolio Holder confirm that she has taken into account the overwhelming preference expressed by parents that Wheelock Primary School should not be expanded at this stage and the concerns expressed by all other schools and governors in the locality of the potential threat to their schools by in year movement should the expansion proceed as requested?

**Views on the most recent report to the portfolio holder re proposed expansion to
Wheelock Primary School**

Data presented to the Portfolio holder

Eight schools are in the Sandbach EIP. They work in a close collaboration which has been in existence for over 10 years. Whilst the proposal includes all 8 schools, the data is selective as to whether it refers to all 8 schools or 6 central schools to suit purpose. We believe the data should consistently refer to all 8 schools. Both Haslington schools are on the main route to Crewe or the motorway and therefore are regularly attended by Sandbach residents and should not be considered in isolation.

Paragraph 4:11 indicates that on current figures the number of residents in catchment for Wheelock has reduced from 61 in 2012 to 49 in 2013. In 2012, 70% of those children resident in catchment placed Wheelock as their first preference. A similar percentage would yield 35 children for 2013 (only 5 over PAN).

Paragraph 4:26 details the figures held to date for the September 2013 intake. There are 253 pupils resident in catchment for 275 places. This amounts to a current surplus of 22 places which indicates that there are sufficient places to accommodate those children resident in catchment for the forthcoming year. In addition, St Johns are capable of increasing their PAN from 25 to 30 and Offley from 45 to 60 (with no immediate capital spend) which would provide a further 20 places.

This would accord with the prediction that in 2013 there will still be 2% surplus places in all year groups in Sandbach.

The options appraisal

The options appraisal presented to Heads and Chairs at the meeting of 30th October clearly identifies three schools capable of meeting the criteria for expansion, namely Elworth CE, Offley primary and Wheelock Primary school yet only one of these has been investigated.

Paragraph 4:13 of the report purports to analyse alternative options but does not even mention Offley Primary School.

The Equality impact assessment

The initial document anticipated in year movement to Wheelock Primary indeed it cited as part of the rationale "flexibility to allow mid-year entrants". It did not, however, assess the impact that such movement would have on other local schools. All Heads pointed out their very real concerns that even a small bleed of pupils through in year movement would have a significant impact on their schools. The types of impact could potentially include redundancy of local staff or a reduction in support for vulnerable and minority groups in the community. This is particularly important at a time when the budget for special educational needs is being cut.

The latest EIA purports to address these concerns. It assesses any impact on other schools and stakeholders as neutral. This flies in the face of the opinions of all the other Head teachers with their considerable expertise and experience. The report writer states that the Local Authority will argue prejudice at any panel hearing implying that this will be sufficient to prevent in year movement. The reality is that panels are independent and frequently decide in favour of the applicant. The school will have sufficient space to accept more pupils and at

KS2 where infant class size rules do not apply, even a few extra pupils will fund a teaching assistant, allowing larger classes without prejudicing educational standards.

Relationships

The current proposal and the way it has been progressed has and continues to have an impact on the relationship between schools and the Local Authority. The consultation provoked a large response. 100% of parents at other schools objected to the proposal; 100% of teachers at other schools objected to the proposal; 100% of governors at other schools objected to the proposals. 7 out of the 8 Head teachers in the locality have concerns about the proposals. Not all the teachers at Wheelock support the proposal and only 60% of their parents. Further, none of the local residents were supportive, citing the difficulties already experienced along Crewe road. Whilst acknowledging the importance of pupil voice, if the Wheelock pupils are discounted from the process, 75% of those consulted were opposed to the proposal. To continue with the proposal would be flying in the face of the wishes of the local community.

Catchment areas

The distribution map for Wheelock school clearly shows that the majority of pupils come from the Ettiley Heath area. No consideration has been given to the possibility of re-defining the catchment areas. At present, Wheelock primary have up to 57 pupils who use council funded transport. These pupils reside nearer the Elworth schools but are in the Wheelock catchment area. Parking around Wheelock Primary is problematic and the route to school therefore considered dangerous. The cost of the transport is, we believe, £36,882.80 per annum (as opposed to £20,900 cited). There are currently 80 pupils eligible for subsidised transport but this figure will increase with the expansion of the school. Additional pupils may therefore mean an increase in transport at a cost both financially and environmentally.

Housing developments

We believe the current proposal is premature and does not take into account the proposed housing developments. These may, for example, have an impact on the appropriateness of historic catchment areas. Once the local plan is agreed and the validity of several of the applications assessed, the Local Authority will be better placed to take an informed view.

Increase in PAN

Pending a full analysis of impact and need, pupils could be accommodated within the current school organisation, assisted by an increase in PAN at two schools initially. St John's has the capacity to increase from 25 to 30 (1FE) and Offley primary from 45 to 60 (2FE). This solution would not require the immediate capital spend of £1.8m at a time of austerity when other parts of the education budget are being cut and would supply an immediate extra 20 places.

Other schools have indicated that they may also be prepared to increase their PAN in the long term to cater for an increase in the school population. Their proposals will require further analysis to assess impact and ensure that any expansion is appropriate to need. However, it would spread any increase throughout the town rather than concentrating it at one school.

Any increase in PAN at St John's does not require any capital spend and will assist with the efficient management of the school.

Offley primary can accommodate 60 pupils at KS1 but will require a remodel or expansion in 2015. The options analysis carried out in April 2012, revised in May 2012 stated:

Offley Primary: Number of children living in the catchment area has been rising over the last 4 years and for the last 3 years the number of 1st pref requests has been in excess of the PAN. Infant and Junior schools were amalgamated to form a primary school and the combined PAN was reduced to 45 from 60. School may have ability to expand with some internal reorganisation but this would need to be checked by feasibility study. School governors have expressed wish to expand to 60 and although this expansion would create in excess of the 91 places required at the moment the additional places could help toward extra places needed for the proposed housing developments or allow general surplus places for the area. See notes in relation to admission over PAN for Sep 2012 and when this year group reach KS2.

The Notes of 20/04/12 stated:

.... based on the authorities popular and successful criterion the alternative would be to expand Offley to 60 PAN thus creating a further 105 school places. School have requested to increase to 60 PAN and this may be achievable through some internal re organisation although feasibility study would be required to confirm this.

For September 2012 Offley Primary admitted 60 pupils which can be accommodated in KS1 year groups because they organise into 2 classes per year group. However difficulties to continue to admit 60 in reception i.e long term, would have implications for KS2 year groups because only have 6 classes (12 classes in total)(Reception intake become Junior in Sep 2015)

It is important to note that Offley will require some capital spend in any event, regardless of the decision over Wheelock primary because in 2012, 57 pupils were allocated to the school, despite only having 12 classes. This was understood at the time the additional pupils were allocated to the school. Any ultimate remodel/expansion will cost significantly less than the £1.8m proposed at Wheelock. The site at Offley has been assessed as suitable for expansion. Prior to the TLC process, which has been universally accepted as totally flawed with flawed outcomes, Offley was a 2FE. The school therefore has the appropriate infrastructure to develop easily and in a cost effective manner. In addition, as a result of its existing class structure and pupil numbers at KS2, in year movement will not be an issue for other schools, therefore they are supportive of such a proposal.

The process

There have been a significant number of objections raised regarding this proposal. Heads and Chairs have also raised concerns and put forward alternative proposals. Meetings held with Heads and Chairs on 30th October and 9th March were not minuted as stipulated in the regulations. Two documents purporting to be notes/minutes have been appended to the report. These have not been accepted by the Heads or Chairs attending those meetings and objections to them have been submitted to the report writer. At the meeting on 30th October, the question of minutes was raised and the group were specifically informed that no minutes would be taken. At the meeting on 9th November, the matter was again raised and the group were informed that some brief notes would be made on the specific matter of alternative suggestions including up to date school data, whether there was any ability to take further numbers or expand. It was specifically stated that these would be for Local Authority internal use only. The updated EIA has not taken account of the concerns raised.

Capital Spend

The capital spend proposed is considerable. The works include not only the extension of 4 classrooms but also general enhancement and improvement works:

4 Cloaks

4 Stores

New toilets

An extension to the staffroom

3 SEN/Group rooms

A remodel for the office/reception

Refurbishment of the staff toilets

An extension to the hall

Furniture and fitments

In addition requests have been made for a covered play area, hard standing, play equipment, improved parking and an upgrade to kitchen facilities.

Funding has been provided for a teacher and teaching assistant (although all requirements are met with the addition of a teacher).

Additional Information for Members – Factors to be Considered by Decision Makers

Using relevant extracts from Department for Education (DfE) Statutory Guidance - 'Expanding a Maintained Mainstream School'

The information presented below is intended to assist Members in their decision-making on the proposal to expand Wheelock Primary School from 210 to 315 school places. Please refer to the DfE 'Extract of Decision Makers' Guidance' (**Annex 8**)

1 EFFECT ON STANDARDS AND SCHOOL IMPROVEMENT

| DfE Guidance | Extracted Paragraph/s | Current Position | Impact of Expansion |
|----------------------------------------------------------------------------------------------------------------------------------------------------------------------------------------------------------------------------------------------------------------------------------------------------------------------------------------------------------------------------------------------------------------------------------------------------------------------------------------------------------------------------------------|-----------------------|------------------------------------------------------------------------------------------------------------------------------------------------------------------------------------------------------------------------------------------------------------------------------------------------------|-----------------------------------------------------------------------------------------------------------------------------------------------------------------------------------------------------------------------------------------------------------------------|
| A System Shaped by Parents The Government's aim as set out in the Five Year Strategy for Education and Learners and the schools White Paper Higher Standards, Better Schools for All, is to create a school system shaped by parents which delivers excellence and equity. In particular the Government wishes to see a dynamic system in which weak schools that need to be closed are closed quickly and replaced by new ones where necessary; and the best schools are able to expand and spread their ethos and success. | 4.17 | Last Ofsted Inspection was June 2011 when the school was categorised as Outstanding | |
| The EIA 2006 amends the Education Act 1996 to place duties on LAs to secure diversity in the provision of schools and to increase opportunities for parental choice when planning the provision of schools in their areas. | 4.18 | The Congleton Local Area Partnership (LAP) is the largest LAP in Cheshire East covering the areas of Alsager, Congleton, Holmes Chapel, Middlewich and Sandbach. Overall the LAP consists of 32 primary schools and 7 secondary schools and the total primary school capacity across the LAP is 7191 | This proposal was identified to address a Basic Need in Sandbach and in particular the village of Wheelock. This is in order to ensure that the Authority meets its statutory duty to provide sufficient school places for its residents in this area of the Borough. |

Additional Information for Members – Factors to be Considered by Decision Makers

Using relevant extracts from Department for Education (DfE) Statutory Guidance - 'Expanding a Maintained Mainstream School'

| | | |
|------------------------------------------------------------------------------------------------------------------------------------------------------------------------------------------------------------------------------------------------------------------------------------------------------------------------------------------------------------------------------------------------------------------------------------------------|------------------------------------------------------------------------------------------------------------------------------------------------------------------------------------------------------------------------------------------------------------------------------------------------------------------------------------------------------------------------------------------------------------------------------------------------------------------------------------------------------------------------------------------------------------------------------------------------------------------------------------------------------------------------------------------------------------------------------------------------------------------------------------------------------------------------------------------------------------------------------------------------------------------------------------------------------------------------------------------------------------------------------------------------------------------------------------------------------------------------------|--------------------------------------------------------------------------------------------------------------------------------------------------------------------------------------------------------------------------------------------------------------------------------------------------------------------------------------------------------------------------------------------------------------------------------------------------------------------------------------|
| <p>In addition, LAs are under a specific duty to respond to representations from parents about the provision of schools, including requests to establish new schools or make changes to existing schools. The Government's aim is to secure a more diverse and dynamic schools system which is shaped by parents. The Decision Maker should take into account the extent to which the proposals are consistent with the new duties on LAs.</p> | <p>Wheelock Primary is situated in the Sandbach area of this Local Area Partnership and consists of 8 primary schools and 2 secondary schools. Two of these primary schools fall within the Crewe Local Area Partnership and serve the Haslington area (Haslington Primary and The Dingle Primary schools) but work more closely with the Sandbach primary schools. The total capacity across the 8 primary schools is 1915 pupil places and forecasts indicate that there will be a shortfall of 151 pupil places by 2017, across the 8 primary schools.</p> <p>The demand for places in Sandbach indicates that the schools have insufficient capacity. For September 2012 admission the Local Authority admitted over the Published Admission Number at a number of schools, including Wheelock, to ensure that local children could access a school within a reasonable distance to their home address. Although the Local Authority has taken measures to alleviate the immediate shortfall, further long term measures are necessary to accommodate the anticipated increase in demand due to population growth in</p> | <p>The proposal, if determined, will provide additional school places in a local primary school. In addition, this will deliver a level of operational surplus for the Local Authority, which is a level of spare capacity intended to accommodate reasonable journey times to school, some degree of parental choice, and flexibility to allow for mid-year entrants. The proposal will have a significant positive impact on the current projected shortfall in school places.</p> |
|------------------------------------------------------------------------------------------------------------------------------------------------------------------------------------------------------------------------------------------------------------------------------------------------------------------------------------------------------------------------------------------------------------------------------------------------|------------------------------------------------------------------------------------------------------------------------------------------------------------------------------------------------------------------------------------------------------------------------------------------------------------------------------------------------------------------------------------------------------------------------------------------------------------------------------------------------------------------------------------------------------------------------------------------------------------------------------------------------------------------------------------------------------------------------------------------------------------------------------------------------------------------------------------------------------------------------------------------------------------------------------------------------------------------------------------------------------------------------------------------------------------------------------------------------------------------------------|--------------------------------------------------------------------------------------------------------------------------------------------------------------------------------------------------------------------------------------------------------------------------------------------------------------------------------------------------------------------------------------------------------------------------------------------------------------------------------------|

Additional Information for Members – Factors to be Considered by Decision Makers

Using relevant extracts from Department for Education (DfE) Statutory Guidance - 'Expanding a Maintained Mainstream School'

| | | | |
|---------------------------------------------------------------------------------------------------------------------------------------------------------------------------------------------------------------------------------------------------------------------------------------------------------------------------------------------------------------------------------------------------------------------------------------------------------------|------|----------------------------------------------------------------------------------------------------------------------------------------------------------------------------------------------------------------------------------------------------------------------------------------------------------------------------------------------------------------------------------------------------------------------------------------------------------------------------------------------------------------------------------------------------------------------------------------------------------------------------------------|---------------------------------|
| | | <p>the area</p> <p>Additionally the pupil census taken in January 2013, indicates that there are currently 1869 pupils attending the 8 schools providing an overall surplus of just over 2.4%. However, there is a marked difference in surplus capacity between key stage 1 and 2 with much of the surplus in the upper year groups and concentrated in a small number of schools. The overall surplus in the Key Stage 1 year groups is -1.3% whilst the overall surplus for Key Stage 2 is 6.1% indicating the pressure on places and the potential impact in future years as this growth in demand moves through the schools..</p> | |
| Decision Makers should be satisfied that proposals for a school expansion will contribute to raising local standards of provision, and will lead to improved attainment for children and young people. Decision-makers should pay particular attention to the effects on groups that tend to under-perform including children from certain ethnic groups, children from deprived backgrounds and children in care, with the aim of narrowing attainment gaps. | 4.20 | See paragraph 4.17 – 4.18 above | See paragraph 4.17 – 4.18 above |

Additional Information for Members – Factors to be Considered by Decision Makers

Using relevant extracts from Department for Education (DfE) Statutory Guidance - 'Expanding a Maintained Mainstream School'

| | | | |
|--------------------------------------------------------------------------------------------------------------------------------------------------------------------------------------------------------------------------------------------------------------------------------------------------------------------------------------------------------------------------------------------------------------------------------------------------------|------|----------------------------------------------------------------------------------------------------------------------------------------------------------------------------------------------------------------------------------------------------------------------------------------------------------------------------------------------------------------------------------------------------------|------------------------------------------------------------------------------------------------------------------------------------------------------------------------------------------------------------------------------------------------------------------------------------------------------------------------------------------------------------|
| Diversity – The Government's aim is to transform our school system so that every child receives an excellent education – whatever their background and wherever they live. A vital part of the Government's vision is to create a more diverse school system offering excellence and choice, where each school has a strong ethos and sense of mission and acts as a centre of excellence or specialist provision. | 4.22 | See paragraph 4.17 – 4.18 above | See paragraph 4.17 – 4.18 above |
| Decision Makers should consider how proposals will impact on local diversity. They should consider the range of schools in the relevant area of the LA and whether the expansion of the school will meet the aspirations of parents, help raise local standards and narrow attainment gaps. | 4.23 | Of the 8 primary schools in Sandbach 6 are Community Schools, including Wheelock Primary, offering a total of 1460 school places, 1 Voluntary Aided offering 175 school places and 1 Voluntary Controlled school, offering 280 places. | The proposal would increase the total number of available school places amongst the Community schools by 105 places and therefore increasing the opportunity for parental preference to be met. |
| Every Child Matters – The Decision Maker should consider how proposals will help every child and young person achieve their potential in accordance with "Every Child Matters" principles which are: to be healthy; stay safe; enjoy and achieve; make a positive contribution to the community and society; and achieve economic well-being. This should include considering how the school will provide a wide range of extended services, | 4.24 | Although the school does not Nursery on site there are a number of pre school providers in and around Sandbach that traditionally send children to Wheelock Primary. A before and after school club have use of the school hall. SEN – Wheelock Primary School is a fully inclusive mainstream primary school with 231 children on roll, no school places are specifically reserved for | All current arrangements in relation to pre school providers, before and after school clubs and any extra curriculum clubs will continue should the proposed expansion go ahead. If the proposal to expand the school is approved, the increased capacity will deliver additional places for all children, including those with special educational |

Additional Information for Members – Factors to be Considered by Decision Makers

Using relevant extracts from Department for Education (DfE) Statutory Guidance - 'Expanding a Maintained Mainstream School'

| | | | |
|--------------------------------------------------------------------------------------------------------------------------------------------------------------------------------------------------------------------------------------------------------------------------------------------------------|--|------------------------------------------------------------------------------------------------------------------------------------------------------------------------------------------------------------------------------------------------------------------------------------------------|-----------------------------------------------------------------------------------------------------------------------------------|
| opportunities for personal development, access to academic and applied learning training, measures to address barriers to participation and support for children and young people with particular needs, e.g. looked after children or children with special educational needs (SEN) and disabilities. | | pupils with special educational needs or disabilities. Currently the school has 9 statemented children and 10 children at school action plus / school action on roll which is equivalent to an overall of 8.2% which is below the Cheshire East average of 15% and the national average of 20% | needs and thereby the impact of the proposal will have a positive impact on parents and carers seeking places for their children. |
|--------------------------------------------------------------------------------------------------------------------------------------------------------------------------------------------------------------------------------------------------------------------------------------------------------|--|------------------------------------------------------------------------------------------------------------------------------------------------------------------------------------------------------------------------------------------------------------------------------------------------|-----------------------------------------------------------------------------------------------------------------------------------|

2. SCHOOL CHARACTERISTICS

| Guidance | Paragraph/s | Current Position | Impact of Expansion |
|------------------------------------------------------------------------------------------------------------------------------------------------------------------------------------------------------------------------------------------------------------------------------------------------------------------------------------------------------------------------------------------------------------------------------------------------------------------------------------------------------------------------------------------------------------------------------|-------------|-------------------------------------------------------------------------------------------------------------------------------------------------------------------------------------------------------------------------------------------------------------------------------------------------------------------------------------------------------------------------------------------------------------------------------------------------------------------------------------------------------------------------|-------------------------------------------------------------------------------------------------------------------------------------------------------------------------------------------------------------------------------------------------------------------------------------------------------------------------------------------------------------------------------------------------------------------------------------------------------------------------------------------------------------------------------------------------------------------|
| Equal Opportunity Issues – The Decision Maker should consider whether there are any sex, race or disability discrimination issues that arise from the changes being proposed, for example that where there is a proposed change to single sex provision in an area, there is equal access to single sex provision for the other sex to meet parental demand. Similarly there needs to be a commitment to provide access to a range of opportunities which reflect the ethnic and cultural mix of the area, while ensuring that such opportunities are open to all. | 4.27 | <p>The local authority is bound by the Admissions Code and regulations and this does not allow for any discrimination in respect of sex, race or disability.</p> <p>Wheelock Primary currently has a typical racial make -up which compares to the racial make-up across all Sandbach Schools.</p> <p>Wheelock Primary</p> <ul style="list-style-type: none"> • 97% White • 2% Mixed/Dual Background • 0.5% Asian or Asian British • 0.5% Other Groups or Not recorded | <p>The racial make-up of the school is not expected to be impacted upon by the proposed expansion and it is expected that the overall impact will be neutral.</p> <p>The proposed expansion will have a marginally positive impact on young people and parents with a disability because the provision of additional places will overall provide sufficient places closer to peoples places of residence. The proposal will also offer greater parental choice for those families with wider caring responsibilities for household members with a disability.</p> |

Additional Information for Members – Factors to be Considered by Decision Makers

Using relevant extracts from Department for Education (DfE) Statutory Guidance - 'Expanding a Maintained Mainstream School'

| | | | |
|--|--|---------------------------------------------------------------------------------------------------------------------------------------------------------------------------------------------------------------------------------------------------------|--|
| | | Sandbach Primary Schools <ul style="list-style-type: none"> • 94% White • 2 % Mixed/Dual Background • 1% Asian or Asian British • 0% Black or Black British • 3% Other Groups or Not recorded | |
|--|--|---------------------------------------------------------------------------------------------------------------------------------------------------------------------------------------------------------------------------------------------------------|--|

3 NEED FOR PLACES

| Guidance | Paragraphs | Current Position | Impact of Expansion |
|--------------------------------------------------------------------------------------------------------------------------------------------------------------------------------------------------------------------------------------------------------------------------------------------------------------------------------------------------------------------------------------------------------------------------------------------------------------------------------------------------------------------------------------------------------------------------------------------------------------------------------------------------------------------------------------------------|------------|-----------------------------------------------------------------------------------------------------------------------------------------------------------------------------------------------------------------------------------------------------------------------------------------------------------------------------------------------------------------------------------------------------------------------------------------------------------------------------------------------------------------------------------------------------------------------------------------------------------------------------------------------------------------------------------------------------------------------------------------|-------------------------------------------------------------------------------------------------------------------------------------------------------------------------------------------------------------------------------------------------------------------------------------------------------------------------------------------------------------------------------------------------------------------------------------------------------------------------------------------------------------------------------------------------------------------------------------------------------------------|
| Creating Additional Places – The Decision Maker should consider whether there is a need for the expansion and should consider the evidence presented for the expansion such as planned housing development or demand for provision. The Decision Maker should take into account not only the existence of spare capacity in neighbouring schools, but also the quality and popularity with parents of the schools in which spare capacity exists and evidence of parents' aspirations for places in the school proposed for expansion. The existence of surplus places in the neighbouring less popular or successful schools should not in itself prevent the addition of new places. | 4.28 | Pupil forecasts for the Sandbach area indicate that there will be a significant shortfall of places across a number of the schools reaching a forecast shortfall of 151 places by 2017. In order to ensure that there are sufficient places for families seeking places at their local schools, additional places are needed in this area from 2013 when the number of unused places is forecast to fall to only 4 places across all schools and all year groups. If the Local Authority is to allow for the preferred level of 4% operational surplus, which is the level of spare capacity intended to accommodate reasonable journey times to school, some degree of parental choice and flexibility to allow for mid-year entrants, | This scheme was identified to address a Basic Need for school places in the Sandbach area. The proposed expansion is intended to contribute to much needed additional capacity in an area of the Borough and ensure that the Authority meets its statutory duty to provide sufficient school places in this area. High demand for places requires further measures; not only to ensure that there are sufficient places for local children to attend local schools within a reasonable distance, but also to ensure the Local Authority can build in operational surplus, which is a level of spare |

Additional Information for Members – Factors to be Considered by Decision Makers

Using relevant extracts from Department for Education (DfE) Statutory Guidance - 'Expanding a Maintained Mainstream School'

| | | | |
|--|--|----------------------------------------------------------------------------------------------------------------------------------------------------------------------------------------------------------------------------------------------------------------------------------------------------------------------------------------------------------------------------------------------------------------------------------------------------------------------------------------------------------------------------------------------------------------------------------------------------------------------------------------------------------------------------------------------------------------------------------------------------------------------------------------------------------------------------------------------------------------------------------------------------------------------------------------------------------------------------------------------------------------------|-----------------------------------------------------------------------------------------------------------------------------------------------------------------------------------------------------------------------------------------------------------------------------------------------------------------------------------------------------------------------------------------------------------------------------------------------------------------------------------------------------------------------------------------------------------------------------------------------------------------------------------------------------------------------------------------------------------------------------------------------------------------------|
| | | <p>then the level of shortfall increases to -73 school places.</p> <p>Wheelock Primary already has a current shortfall in its capacity, currently having 231 on roll against a capacity of 210 school places. To accommodate these additional children the local authority sited a temporary mobile on site</p> <p>Forecasts for Wheelock Primary indicate that this trend will continue . reaching a shortfall of 89 pupil places, based on current admission patterns, by 2017.</p> <p>The changing demographics of Sandbach and the demand for places at local primary schools indicate that across the 8 schools there we be insufficient capacity to accommodate local demand. The admission of additional children over the Published Admission Number in a number of schools in the Sandbach area has helped alleviate the immediate shortfall in Sandbach but additional long term measures are necessary to accommodate the anticipated increase in demand due to population growth in this area</p> | <p>capacity intended to accommodate reasonable journey times to school, some degree of parental choice, and flexibility to allow for mid-year entrants.</p> <p>The shortfall across these 8 primary schools, based on current intake patterns, has informed the decision to propose the expansion of Wheelock Primary to provide further accommodation in this area to meet this increasing demand due to population changes.</p> <p>It is important to note that any additional housing in this area will add further pressure on school places. Where additional capacity is required due to increased pupil populations arising out of new housing developments, capital contributions will be sought from developers during the planning application process.</p> |
|--|--|----------------------------------------------------------------------------------------------------------------------------------------------------------------------------------------------------------------------------------------------------------------------------------------------------------------------------------------------------------------------------------------------------------------------------------------------------------------------------------------------------------------------------------------------------------------------------------------------------------------------------------------------------------------------------------------------------------------------------------------------------------------------------------------------------------------------------------------------------------------------------------------------------------------------------------------------------------------------------------------------------------------------|-----------------------------------------------------------------------------------------------------------------------------------------------------------------------------------------------------------------------------------------------------------------------------------------------------------------------------------------------------------------------------------------------------------------------------------------------------------------------------------------------------------------------------------------------------------------------------------------------------------------------------------------------------------------------------------------------------------------------------------------------------------------------|

Additional Information for Members – Factors to be Considered by Decision Makers

Using relevant extracts from Department for Education (DfE) Statutory Guidance - 'Expanding a Maintained Mainstream School'

| | | | |
|---------------------------------------------------------------------------------------------------------------------------------------------------------------------------------------------------------------------------------------------------------------------------------------------------------------------------------------------------------------------------------------------------------------------------------------------------------------------------------------------------------------------------------------------------------------------------------------------------------------------------------------------------------------------------------------------------------------------------------------------------------------------------------------------------------------------------------------------------------------------------------------|------|-----------------------------------------------------------------------------------------------------------------------------------------------------------------------------------------------------------------------------------------------------------------------------------------------------------------------------------------------------------------------------------------------------------------------------------------------------------------------------------------------------------------------------------------------------------------------------------------------------------------|----------------------------------------------------------------------------------------------------------------------------------------------------------------------------|
| <p>Expansion of Successful and Popular Schools-</p> <p>The Government is committed to ensuring that every parent can choose an excellent school for their child. They have made clear that the wishes of parents should be taken into account in planning and managing school places. Places should be allocated where parents want them, and as such, it should be easier for successful and popular schools to grow to meet parental demand</p> <p>For the purposes of the guidance the Secretary of State does not propose any single definition of a successful and popular school. It is for the Decision Maker to decide whether a school is successful and popular, however, the following indicators should be taken into account.</p> <ol style="list-style-type: none"> 1. The schools performance 2. The number of applications for places. | 4.31 | <p>Wheelock Primary is a popular and successful and categorised as Outstanding by Ofsted.</p> <p>For the last 4 years applications have exceeded the 30 place available in the reception class and the school has failed to admit all "In Area" applicants requesting a place. For 2012 Reception admissions the Local Authority in agreement with the school admitted 46 pupils to meet the demand from families resident within the school's catchment area. The number of children resident in the schools catchment area and requesting a school place is expected to continue to rise in future years.</p> | <p>The proposal, if determined, will provide additional school places in an "outstanding" local primary school affording access to the local school for local children</p> |
| <p>Before approving proposals the Decision Maker should confirm that the admission arrangements of schools proposed for expansion fully meet the provisions of the School Admissions Code. Although the Decision Maker may not modify proposed admission arrangements, the proposer should be informed that proposals with</p> | 4.34 | <p>Wheelock Primary School is a Community School and as such the Local Authority is the Admission Authority,</p> | N/A |

Additional Information for Members – Factors to be Considered by Decision Makers

Using relevant extracts from Department for Education (DfE) Statutory Guidance - 'Expanding a Maintained Mainstream School'

| | | | |
|-------------------------------------------------------------------------------------------------------------------------------------------------------------------------------------------------------------------------------------------------------------------------------------------------------------------------------------------------------|--|--|--|
| unsatisfactory admission arrangements are unlikely to be approved, and given the opportunity to revise them in line with the Code of Practice. Where the LA, rather than the governing body, is the admissions authority, we will expect the authority to take action to bring the admission arrangements in to line with the School Admissions Code. | | | |
|-------------------------------------------------------------------------------------------------------------------------------------------------------------------------------------------------------------------------------------------------------------------------------------------------------------------------------------------------------|--|--|--|

4 IMPACT ON THE COMMUNITY AND TRAVEL

| Guidance | Paragraph/s | Current Position | Impact of Expansion |
|----------------------------------------------------------------------------------------------------------------------------------------------------------------------------------------------------------------------------------------------------------------------------------------------------------------------------------------------------------------------------------------------------------|-------------|-------------------------------------------------------------------------------------------------------------------------------------------------------------------------------------------------------------------------------------------------------------------------------------------------------------------------------------------------------------------------------------------------------------------------------------------------------------------------------------------------------------------------------------------------------------|-------------------------------------------------------------------------------------------------------------------------------------------------------------------------------------------------------------------------------------------------------------------------------------------------------------------------------------------------------------------------------------------------------------------------------------------------------------------------------------------------------------------------|
| Travel and Accessibility for All - In considering proposals for the reorganisation of schools, Decision makers should satisfy themselves that accessibility planning has been properly taken into account. Facilities are to be accessible by those concerned, by being located close to those who will use them and the proposed changes should not adversely impact on disadvantaged groups. | 4.35 | <p>In making this recommendation the authority has given consideration to a number of issues including the increasing number of pupils resident in school catchment areas.</p> <p>At January 2011 48% of children living within the schools catchment area were on roll at the school increasing to 49% at January 2012.</p> <p>Although this percentage figure may appear low this is in part a consequence of not being able to admit all the “in area” applicants requesting a place have not being successful in recent years. When you compare the</p> | <p>Parents and carers wishing to access local provision will have greater opportunity to secure places at a nearby school and therefore within a reasonable distance if the proposed increase in capacity is agreed. As an example, the number of pupils due to be admitted into the reception class for 2013 who are resident in the area normally served by Wheelock is currently 51 compared with an admission number of 30 places. Additional capacity would therefore provide for more places in future years.</p> |

Additional Information for Members – Factors to be Considered by Decision Makers

Using relevant extracts from Department for Education (DfE) Statutory Guidance - 'Expanding a Maintained Mainstream School'

| | | | |
|-----------------------------------------------------------------------------------------------------------------------------------------------------------------------------------------------------------------------------------------------------------------------------------------------------------------------------------------------------------------------------------------------------------------------------------------------------------------------------------------------------------------------------------------------------------------------------------------------------------------------------------------------------------------------------------------------------------------------------------------------------------|------|------------------------------------------------------------------------------------------------------------------------------------|-----------------------------------------------------------------------------------------------------------------------------------------|
| | | number of pupils on roll at the school and living within the catchment area this figure increases to 79 % in 2011 and 80% in 2012. | |
| In deciding statutory proposals, the Decision Maker should bear in mind that proposals should not have the effect of unreasonably extending journey times or increasing transport costs, or result in too many children being prevented from travelling sustainably due to unsuitable routes e.g. for walking, cycling etc. The EIA 2006 provides extended free transport rights for low income groups – see Home to School Travel and Transport Guidance ref 00373 2007BKT-EN at www.teachernet.gov.uk/publications . Proposals should also be considered on the basis of how they will support and contribute to the LA's duty to promote the use of sustainable travel and transport to school | 4.36 | See paragraph 4.35 above | See paragraph 4.35 above A map of the local area, which shows the primary schools in the vicinity is attached as Annex 10 |

5 FUNDING AND LAND

| Guidance | Paragraph/s | Current Position | Impact of Expansion |
|------------------------------------------------------------|-------------|------------------------------------------------------------------------|---------------------|
| Capital – The Decision maker should be satisfied | 4.57 | The building work would be funded from the Council's 2012/2013 Capital | N/A |

Additional Information for Members – Factors to be Considered by Decision Makers

Using relevant extracts from Department for Education (DfE) Statutory Guidance - 'Expanding a Maintained Mainstream School'

| | | | |
|------------------------------------------------------------------------------------------------------------------------------------------------------------------------------------------------------------------------------------------------------------------------------------------------------------------------------------------------------------------------------------------------------------------------------------------------------------------------------------------------------------------------------------------------|------|---------------------------------------------------------------------------------------------------------------------------------------------------------------------------------------------------------------------------------------------------------------------------------------------------------------------------------------------------------------------------------------------------------------------------------|------------------------------------------------------------------------------------------------------------------|
| that any land, premises or capital required to implement the proposals will be available. Normally, this will be some form of written confirmation from the source of funding on which the promoters rely (e.g. the LA, DCSF, or LSC). In the case of an LA, this should be from an authorised person within the LA, and provide detailed information on the funding, provision of land and premises. | | <p>Programme for Basic Need. The Capital investment required is estimated at £1,608,758.</p> <p>Funding for the proposed scheme was approved as part of a block budget formally approved at Council on 23 February 2012.</p> <p>A virement and supplementary capital estimate was subsequently approved by Council on 19th July 2012.</p> | |
| <p>School Playing Fields-</p> <p>The Education (School Premises) Regulations 1999 set out the standards for school premises, including minimum areas of team game playing fields to which schools should have access. The Decision Maker will need to be satisfied that either the premises will meet minimum requirements of The Education (School Premises) Regulations 1999; or if the premises do not meet those requirements, the proposers have secured the Secretary of State's agreement in principle to grant a relaxation</p> | 4.65 | <p>Situated in the village of Wheelock on the outskirts of Sandbach Town the school was originally developed to accommodate 5 classrooms and later extended to a one form entry primary school with 210 pupil places.</p> <p>However the site is sufficient to allow for expansion to accommodate a 4 class extension to provide a total of 315 pupil places and retaining adequate playground and playing field provision.</p> | School site is sufficient to allow for the expansion and retain adequate playground and playing field provision. |

Additional Information for Members – Factors to be Considered by Decision Makers

Using relevant extracts from Department for Education (DfE) Statutory Guidance - 'Expanding a Maintained Mainstream School'

6 OTHER ISSUES

| Guidance | Paragraph/s | Current Position | Impact of Expansion |
|-----------------------------------------------------------------------------------------------------------------------------------------------------------------------------------------------------------------------------------------------------------------------------------------------------------------------------------------------------------------------------------------------------------------------------------------------------------------------------------------------------------------------------------------------------------------------------------------------------------------------------------------------------------------------------------------------------------------------------------------------------------------------------------------------------------------------------------------------------------------------------------------------------------------------------------------------------------------------------|-------------|-----------------------------------------------------------------------------------------------------------------------------------------------------------------------------------------------------------------------------------------------------------------------------------------------------------------------------------------------------------------------------------------------------------------------------------------------------------------------------------------------------------------------------------------------------------------------------------------------------------------------------------------------------------------------------------------------------------------------------------------------------------------------------------------------------------------------------------------------------------------------------------------------------------------------|---------------------|
| Views of interested parties – The Decision Maker should consider the views of all those affected by the proposals or who have an interest in them including: pupils; families of pupils; staff; other schools and colleges; local residents; diocesan bodies and other providers; LAs; the LSC (where proposals affect 14-19 provision) and the Early Years Development and Childcare Partnership if one exists, or any local partnership or group that exists in place of an EYDCP (where proposals affect early years and/or childcare provision). This includes statutory objections and comments submitted during the representation period. The Decision Maker should not simply take account of the numbers of people expressing a particular view when considering representations made on proposals. Instead the Decision Maker should give the greatest weight to representations from those stakeholders likely to be most directly affected by the proposals. | 4.73 | <p>A formal consultation process was implemented by the authority between 22 October 2012 and 23 November 2012. Full details of the feedback received during the consultation are attached as Appendix 4</p> <p>The outcome of the consultation was presented to the Cabinet Member for responsibility for Children and Families Service on 3 December 2012 whereupon a decision was taken to defer the decision until 17 December 2012.</p> <p>At the Portfolio Holder meeting of 17 December the decision was deferred again for a further 2 weeks to allow for further consultation. As a consequence officers held a further meeting with headteachers of the local primary schools and arranged a “drop in” session to facilitate local feedback . which is attached as Appendix 5</p> <p>The outcomes of the extended consultation were presented to the Portfolio Holder at the meeting of 4</p> | |

Additional Information for Members – Factors to be Considered by Decision Makers

Using relevant extracts from Department for Education (DfE) Statutory Guidance - 'Expanding a Maintained Mainstream School'

| | | | |
|--|--|-----------------------------------------------------------------------------------------------------------------------------------------------------------------------------------------------------------------------------------------------------------------------------------------------------------------------------------------|--|
| | | <p>February. The decision was to issue a statutory public notice attached which is attached as Annex 1</p> <p>The 4 week representation period commenced on 22 February 2013 and concluded on 22 March 2013. Full details of the feedback received during the statutory representation period are attached as Annex 4</p> | |
|--|--|-----------------------------------------------------------------------------------------------------------------------------------------------------------------------------------------------------------------------------------------------------------------------------------------------------------------------------------------|--|

This page is intentionally left blank

CHESHIRE EAST COUNCIL

Portfolio Holder for Children and Family Services

| | |
|--------------------------|--------------------------------------------------------------------|
| Date of Meeting: | 17 December 2012 |
| Report of: | Lorraine Butcher, Strategic Director Children, Families and Adults |
| Subject/Title: | Proposed Expansion of Wheelock Primary |
| Portfolio Holder: | Councillor Rachel Bailey |

1.0 Report Summary

- 1.1 As the Strategic Commissioner of School Places, Cheshire East Council has a statutory duty to commission sufficient school places for children resident in its area.
- 1.2 Pupil forecasts indicate a shortfall in the number of primary school places due to changing populations and increasing demand in some areas of the Borough resulting in a forecast of only 8 spaces across all year groups and all primary schools by 2017. For the Sandbach area, forecasts indicate a shortfall of 144 places for the same period across the six Sandbach primary schools and 151 shortfall including the 2 primary schools in nearby Haslington.
- 1.3 In response to these pupil forecasts a review of provision has been undertaken. This has resulted in a proposal to increase the capacity at Wheelock Primary from 210 to 315 pupil places (from 1 form of entry to 1.5 forms of entry) to meet the increasing demand in this area and to ensure a level of operational surplus; which is a level of spare capacity intended to accommodate reasonable journey times to school, some degree of parental choice, and flexibility to allow for mid-year entrants.

| | Unused (Surplus) Places (January 2012 School Census Forecasts) | | | | | | | | | |
|-----------------------------------------------|----------------------------------------------------------------|----|-------|-----|-------|-----|-------|-----|-------|------|
| | 13/14 | | 14/15 | | 15/16 | | 16/17 | | 17/18 | |
| Sandbach (8 Schools inc Haslington) | 31 | 2% | -28 | -1% | -68 | -4% | -119 | -6% | -151 | -8% |
| Sandbach (6 schools) | 4 | 0% | -52 | -4% | -79 | -6% | -119 | -9% | -144 | -11% |
| All CE Primary Schools | 1121 | 4% | 752 | 3% | 452 | 2% | 208 | 1% | 8 | 0% |

- 1.4 Permission to consult on this proposal was granted at the Portfolio Holder meeting of 15 October 2012 and all feedback has been collated for consideration by the Portfolio Holder on 3 December in order that a decision can be taken on a request by officers for authorisation to publish a statutory notice to expand the school.

- 1.5 At the Portfolio Holder decision meeting of 3 December, it was resolved that the decision on the publication of statutory notices be deferred until 17 December to allow more time for consideration of the large number of responses that were received at the end of the consultation period and to allow more time to consider the rationale for the proposal and the objections received from nearby schools. The minutes of the meeting state *'that the Cabinet Member for Children and Family Services defers a decision on **Wheelock Primary School** for up to two weeks to enable further consideration to be given to additional information and comments received during the consultation period'*.

2.0 Decision Requested

- 2.1 That the Portfolio Holder for Children and Families Services authorises the publication of statutory notices detailing the Local Authority's proposed expansions of:

Wheelock Primary, from the 210 school places (1FE) to 315 school places (1.5FE) thus providing an additional 105 school places with effect from September 2013:

3.0 Reasons for Recommendations

- 3.1 In making this recommendation, full consideration has been given to the responses received from key stakeholders during the consultation period.
- 3.2 How statutory consultation is carried out is not prescribed in regulations and it is therefore for the Local Authority as the proposer to determine the nature of the consultation. The consultation period spanned 5 weeks. In order to facilitate feedback on the proposal, a formal consultation document was produced detailing the background and rationale for the proposed expansion and explaining the statutory consultation process. **(Appendices 1)** Information on how feedback could be provided was included, together with a feedback form, which was published online on the Council's website and was available in hard copy on request. **(Appendices 2)** Letters were emailed to all primary and secondary schools for distribution to parents and carers of children on roll at the schools. Emails were sent to all other consultees with links to the website where full details could be obtained. Contact details were provided to facilitate requests for more information or assistance with this process. Consultees include local parents and carers, representatives of nearby schools, Ward Members, the local MP, the Diocese, Parish Councils and Trade Unions. In accordance with its statutory duty under Section 176 of the Education Act 2002, the Local Authority has invited feedback on the proposed changes from pupils at Wheelock Primary School.
- 3.3 A list of all consultees is attached as **Appendix 3** together with the method of communication used.
- 3.4 Additionally, the Local Authority has held meetings during the formal consultation period with headteachers and governor representatives from the local schools. The purpose of these meetings was to provide information about

the proposed expansions and to facilitate discussion and feedback. In addition the Local Authority provided information on the pupil place planning process together with specific information regarding pupil forecasts and future housing developments relevant to the individual areas. The Local Authority notes taken at these meetings, which include comments and feedback received from attendees, are attached as **Appendix 4)**

4 **Proposed Expansion of Wheelock Primary School**

- 4.1 The Headteacher and Governors have been consulted and fully support the proposed expansion of the school to a 1.5 FE primary school to accommodate the growing population and increasing demand for school places.
- 4.2 Fiona Bruce, MP (Member of Parliament for the Congleton Constituency) has visited the school during the consultation period and has confirmed her support for the proposed expansion as set out in the public consultation document of September 2012.
- 4.3 A total of 271 responses have been received to the proposed expansion of Wheelock Primary by the deadline of 23 November and these are set out below. It should be noted that at the time that this report was published, 9 responses had been received and therefore, as stated in the original report, the additional responses have been included in this revised report.

| Respondent | Number received | Support | Do Not Support | No View |
|-----------------------------------|------------------------|----------------|-----------------------|----------------|
| Local MP | 1 | 1 | 0 | 0 |
| Local Councillor | 1 | 0 | 0 | 1 |
| Local residents/grandparents | 6 | 0 | 4 | 2 |
| Governors – Wheelock | 5 | 5 | 0 | 0 |
| Governors – Other schools | 12 | 0 | 12 | 0 |
| Member of School Staff - Wheelock | 21 | 20 | 1 | 0 |
| Member of School Staff – Other | 19 | 0 | 19 | 0 |
| Parents - Wheelock | 32 | 19 | 12 | 1 |
| Parents - Other | 85 | 0 | 85 | 0 |
| Pupils – Wheelock | 84 | 72 | 2 | 10 |
| Pupils - Other | 3 | 0 | 2 | 1 |
| Other | 2 | 0 | 2 | 0 |
| Total | 271 | 117 | 139 | 15 |

- 4.4 Of the 271 responses received, a total of 132 respondents have indicated that they either support the proposal or have no view. This represents 48.7% of the total responses and includes 117 (43.2%) that have indicated support for the expansion and 15 (5.5%) who have indicated that they have no view. Against the proposal 139 (51.3%) responses have been received.

- 45 Just under 15% of responses were received from school staff. This includes staff members who are also parents and staff members who are also governors. The majority of staff feedback was from Wheelock Primary at 52.5% and of these 95.2% indicated support for the proposal compared with 100% of the 19 staff in other schools not in support. Views expressed by those in support of the proposal suggest that this is a popular and successful school with growing demand that could be met by expansion.
- 4.6 Pupil participation in this consultation exercise represents nearly 1/3 of the total responses (at 32.1%) Of the 87 pupils that submitted feedback, 82.8% were in support and a further 12.6% have no view. Submissions were received from pupils attending Wheelock Primary and other schools in the area with the majority of responses (84/87) received from pupils attending Wheelock Primary.
- 4.7 117 responses were received from parents including those with children attending Wheelock Primary (which represents 11.8% of the total feedback) and parents of children in other primary schools representing 31.3% of the total feedback of 271 responses. 62.5% of Wheelock parents either supported the proposal or had no view. 100% of parents with children attending other schools that fed back their views on the proposal did not support the proposed expansion of Wheelock Primary with many commenting that investment into all schools in the area would be fairer; that this proposal could be detrimental to other primary schools; that Offley Primary should expand from 1.5 forms of entry to 2 forms of entry utilising existing accommodation; and raising questions about the introduction of another 1.5 form of entry primary and the implications that this has for class organisation. Those parents expressing support for the proposal commented that this community school should be capable of serving its local and growing community and therefore supporting local families.
- 4.8 In summary, comments received from respondents expressing support for the proposal or expressing no view included:
- Agreement that more places should be provided to ensure local families could access provision at their local school within this growing community and to ensure school places are provided within a reasonable distance;
 - Support for the expansion of an outstanding and popular school;
 - Addressing historical pattern of local children not being able to access places by developing provision for the community;
 - Enquiring as to whether 105 extra places is sufficient and asking if this should be a proposal for expansion by an additional 210 places to meet forecast demand by 2017 or is there sufficient demand to warrant a new school in the Ettiley Heath area and questioning the reduction in capacity at Sandbach Primary under Cheshire County Council;
- 4.9 Comments received from respondents objecting to the proposal included:

- Concerns that this proposal will impact on nearby schools if more places are provided at Wheelock;
- Suggestions that Offley Primary should be expanded to 2 forms of entry;
- Suggestions that this increasing demand should be addressed by expanding 3 to 4 schools in the area spreading additional places evenly;
- Rezoning of Ettiley Heath as a solution to the increased demand for places at Wheelock from within its catchment area;
- Comment that this proposal undermines the Local Authority proposed principal of schools being 1 or 2 forms of entry wherever possible – as detailed in the Draft School Organisation Framework;
- Questions about travel to school and current arrangements of transporting children from Ettiley Heath at a cost to the LA;
- Challenge that informal consultation should have been undertaken with schools in the area in the process of formulating options prior to formal statutory consultation.

4.10 Full details of the responses received during consultation are attached as **Appendix 5**

4.11 The rationale for the proposal is set out within the consultation document attached as Appendix 1 and this indicates a forecast shortfall by 2017 of 151 pupil places across all 8 schools i.e. including the two Haslington primary schools and 144 pupil places including only the 6 Sandbach schools. For admission to the reception classes in 2012, demand for places exceeded the number of reception class places and, in order to ensure that all children had a school place for September, admission over the published admission numbers was agreed to some schools. The latest catchment area data recorded on 21 November 2012 and therefore subject to further change (shown in the table below) indicates that the number of children resident within the Sandbach area for September 2013 admission will again exceed the 185 pupil places. Additional places are therefore needed in this area to ensure that the Local Authority can meet its statutory duty of ensuring sufficient school places for children resident in its area.

| School Name | PAN | Numbers in Catchment Area | | | |
|-----------------------------------|------------|---------------------------|------------|------------|------------|
| | 2013 | 2010 | 2011 | 2012 | 2013 |
| Elworth Church of England Primary | 40 | 36 | 37 | 39 | 31 |
| Elworth Hall Primary | 30 | 23 | 22 | 25 | 22 |
| Offley Primary | 45 | 37 | 39 | 52 | 51 |
| Sandbach Community Primary | 15 | 35 | 30 | 36 | 39 |
| St John's C of E Primary School, | 25 | 15 | 7 | 8 | 12 |
| Wheelock Primary School | 30 | 44 | 50 | 61 | 49 |
| TOTAL | 185 | 190 | 185 | 221 | 204 |

- 4.12 In order to determine where additional capacity should be provided the Local Authority has analysed data on each school in the area and taking into account the following:
- Level of local demand using catchment or area generally served by the school;
 - Community's ability to sustain the school;
 - Physical condition of the school premises;
 - Nature of the site, accessibility to it and scope for expansion;
 - Ability to deliver a full range of curriculum and social experiences;
 - Latest Ofsted inspections (successful schools);
 - Pattern of parental preference (popular schools).
- 4.13 Elworth CE has 280 places and is full. A review of capacity at Elworth CE is also underway due to increased demand anticipated due to new housing in the area for which contributions have been agreed with developers through the Section 106 agreement. Rezoning of the Elworth CE catchment area to Elworth Hall was determined for 2013 to prepare for potential new housing in this area arising from developer enquiries and planning applications with these developments giving a combined pupil yield of an additional 60 primary aged pupils. Elworth Hall has 210 places as a 1 form of entry primary school. Forecasts indicate that this school will have some unused capacity by 2017 with 33 spaces forecast across all year groups. This spare capacity has contributed to the analysis when arriving at the overall forecast shortfall of 151 places. The number of first preferences received as an indication of demand for places at this school has been below the published admission number of 30 places since 2009 and therefore parental choice for this school can be met by existing provision.
- 4.14 Information about possible new housing in the Sandbach area and the potential increase in demand for school places that this would produce was presented at the meetings with headteachers and governors. This information informs school place planning procedures, but due to the uncertainty over when a development will commence, this is reviewed alongside pupil forecasts to assess the impact and timescales involved. It is important to stress that this proposal for Wheelock Primary is made to address forecast basic need based on existing intakes and forecast demand and not to address the potential demand for new housing in the area.

| Development | Size | Primary Pupils | Secondary Pupils | Status |
|----------------------------|------|----------------|------------------|-----------------------------------------------------------------------|
| Fodens | 265 | 43 | 34 | Planning Permission granted - Development onsite |
| Test Track | 118 | 19 | 15 | Planning Permission granted subject to section 106 agreement |
| Canal Fields | 102 | 17 | 13 | Planning Permission granted - Development onsite |
| Albion Inorganic Chemicals | 375 | 61 | 49 | Outline Planning Permission - Site incl in draft Development Strategy |
| Hassall Road | 39 | 6 | 5 | Outline Planning Permission granted |

| | | | | |
|-------------------------|------|-----|-----|-------------------------------------------------------------------------|
| North of Congleton Road | 160 | 26 | 21 | Subject to current Planning Application |
| Land off J17 | 700 | 119 | 91 | Site included within draft Development Strategy |
| Elworth Hall Farm | 90 | 15 | 12 | Subject to current Planning Application |
| Abbeyfields | 280 | 45 | 36 | Planning Application refused - Subject to resubmission & current appeal |
| Hind Heath | 269 | 44 | 35 | Planning Application refused |
| Total | 2390 | 395 | 311 | |

- 4.15 The Draft School Organisation Framework has proposed that, wherever possible, schools should be either a 1 or 2 form of entry, providing single aged classes. It is acknowledged that this will not always be possible due to variation in demand for places, the community's ability to sustain the school and site suitability and the government presumption in favour of the expansion of popular and successful schools.
- 4.16 The Government is committed to a diverse school system characterised by improving standards and increased choice for parents and pupils. The Education White Paper outlined the expectation on local authorities to encourage good schools to expand and for the focus to be on supplying a sufficient number of good places rather than removing unused (surplus) capacity in undersubscribed schools. The Education Act 2011 introduced these requirements from February 2012.
- 4.17 Zoning arrangements are part of a school's admission arrangements and can be revised through statutory admissions consultation procedures. Whilst catchment areas are lawful practice, parents must not be required to apply for their catchment area school through the coordinated admissions process and places at the catchment area school cannot be guaranteed. Catchment areas therefore afford a level of priority within the admission arrangements for families resident in the area when applying for school places. As a consequence, parental preference for any one school can result in the school serving a much wider area than its catchment area. Pupil distribution maps, which demonstrate where pupils are resident and which schools they attend are attached as **Appendix 6**.
- 4.18 Assisted Travel to Wheelock Primary for families resident in Ettiley Heath is funded on the basis of the hazardous nature of the route at a cost of £20,900 with 80 resident children eligible. The schools located nearby are Elworth CE and Wheelock (the catchment area school) and on the other side of the A533 (Middlewich Road) is Elworth Hall. Forecasts suggest that one of these schools will have 33 unused places by 2017 based on existing patterns of intake to the school with the other school being full. To accommodate children resident in the Ettiley Heath area of Sandbach at one or both of these schools, additional capacity would be needed.
- 4.19 The process of formulating options for consideration included consideration of the priorities listed above in paragraph 4.11. Due to the timescales involved, informal (non-statutory) consultation procedures were not implemented prior to

formal statutory consultation. Feedback on the proposal has nevertheless been facilitated during the formal consultation period and meetings arranged with groups of schools provided in depth discussion with attendees.

- 4.20 On 30 October at the start of the consultation process, a meeting was held attended by headteachers and governor representatives of the Sandbach primary schools to provide information about the proposed expansion of Wheelock Primary and the rationale for change including forecast demand and the process for change. The meeting was well attended. Attendees acknowledged the pressures for the area but expressed objection to the Wheelock proposal. Concern was expressed that informal consultation procedures had not been implemented allowing schools in the area the opportunity to be part of the process of identifying options for change and that the proposal for 105 places had the potential to impact on other Sandbach schools if additional capacity is in place for September 2013 as proposed. Additional comments were made regarding alternative solutions that attendees at the meeting considered more appropriate for the area. It was agreed at the meeting that a further meeting would be arranged during consultation to facilitate feedback on alternative solutions for the town. (**Appendix 4a**)
- 4.21 On 9 November a further meeting took place and this was well attended. (Notes of this meeting are attached as **Appendix 4b**) The issues raised at the meeting include procedure: which was questioned in relation to the undertaking of equality impact assessments, data, timing of proposals and the potential impact on other schools and consultation timescales, with recommendations in relation to the latter that the 5 weeks is insufficient. The Portfolio Holder is advised that an equality impact assessments (EIA) has been completed for the proposals for 2013 reorganisation. A review of the EIA has been implemented to take into account feedback received during the consultation period.
- 4.22 Regarding the data, schools have been assured that analysis of data is ongoing. It should also be noted that the consultation timescales are compliant with the Department for Education (DfE) recommendation of 4 weeks and that whilst the Local Authority will seek to consult informally in the future as proposed in the Draft School Organisation Framework, there is no statutory duty to do so. Attendees were advised that the proposal for Wheelock Primary is one solution to the forecast shortfall for this area, which is based on 2012 School Census data, and therefore further reorganisation may be necessary. Attendees were reassured that any future reorganisation would involve informal consultation with representatives of schools in the area to ensure that the Local Authority promotes effective working relationships with schools when discharging its statutory responsibility to provide sufficient school places for its residents.
- 4.23 A range of alternative solutions were presented at the meetings held on 30 October and 9 November for consideration and these are summarised here:
 - A review of catchment areas for schools in the area
 - Possible increase in the published admission numbers for St John's CE Primary from 25 to 30 (additional 35 places across all year groups)

- Possible increase in the intake of The Dingle from 50 to 60 per year group (additional 70 places across all year groups)
- Possible expansion of Elworth CE from 40 to 45 requiring additional accommodation (additional 35 places across all year groups)
- Possible expansion of Offley Primary from 45 to 60 requiring additional accommodation (additional 105 places across all year groups)
- Space to expand Sandbach Primary if necessary

4.24 Concerns have been raised in the response that the outcome of the consultation process has been pre-determined, that feasibility work has been undertaken resulting in proposed drawings and that these have been shared with parents at the school, that a majority of headteachers of other primary schools in the area have not had the opportunity to discuss the impact on their own schools or to suggest alternative solutions. In addition, it is stated that the Local Authority refused to minute meetings held on 30 October and 9 November. Further concerns include consideration of the impact on local schools, the capital costs and the need to ensure future demand justifies this proposal. Housing has been raised suggesting that this must also feed into any proposals for future provision beyond 2014. These concerns are addressed below.

4.25 The Portfolio Holder is advised that consultation has been undertaken for a 5 weeks period and that officers have provided reassurance that no final decision has been taken on the proposal. Feasibility work has nevertheless been undertaken at a cost to the Local Authority prior to consultation. It should be noted that this is necessary to ensure that a proposal is deliverable if it is then determined post consultation. The Local Authority accepts the risk of abortive costs if expansion is not approved through this process. Meetings held with the schools in the area were arranged to ensure that nearby schools were involved in this process and that the purpose of the meetings was to raise awareness and provide information about the proposed expansion and facilitate discussion in order that feedback can be submitted during consultation. Any concerns raised were recorded for presentation to the Portfolio Holder at the meeting of 3 December and these are attached to this report as **Appendix 4**. Capital approval had been obtained for named schemes prior to statutory consultation. The Portfolio Holder is advised that internal procedures necessitate that funding is approved in principle in accordance with the Council's agreed procedures, but that a final decision to make a significant enlargement is subject to formal statutory consultation and a further 4 weeks representation period. The Local Authority has provided reassurance that there is ongoing analysis of future demand due to planned and proposed housing developments in the area and that demand from new developments is in addition and involves liaison with developers over financial contributions where existing capacity is insufficient. It is important to bear in mind that the expansion of Wheelock Primary is proposed to meet basic need requirements arising from an increasing demand for places from existing residents.

4.26 There is a suggestion in the objection from the Governing Body of Offley Primary School that surplus places in existing schools should accommodate the September intake for 2013 as a short term solution. The Portfolio Holder is

advised that for admission in September 2012, the Local Authority received 212 first preferences for the 185 reception class places provided in the 6 Sandbach town primary schools and 302 first preferences for the 275 places when including the 2 Haslington schools. To accommodate these additional children, 2 of the 6 schools agreed admissions above their Published Admission Numbers to ensure that children were accommodated in schools within a reasonable distance from their home address and taking into account parental preference. Temporary accommodation has been provided to facilitate this pending a review of capacity in the area. For admission in September 2013 there are already 253 on the system resident in the catchment areas for the 275 places in the 8 primary schools and this includes 204 in the catchment areas of the 6 Sandbach schools for which there are 185 places. Historically, this figure increases by the end of the admission process as it is based only on parents and carers who are in receipt of nursery vouchers and therefore does not include those who make alternative arrangements for their child.

- 4.27 Attendees at the meetings were reassured that the alternative solutions presented will be reported to the Portfolio Holder and can also form the basis of discussion regarding further reorganisation in this area. However, it was discussed that the alternative solutions, which comprised in total of a least an additional 245 places would need to be fully considered as this far exceeded the forecast shortfall in capacity at this time. Attendees acknowledged that not all proposed alternative solutions would be necessary to meet the shortfall but that these were considered as more affordable options and offering less short term impact on nearby schools. The Portfolio Holder is advised that a desktop feasibility exercise has been undertaken on these alternative solutions and this information can be presented at the meeting on 17 December.

5.0 Wards Affected

Wheelock Primary School is situated in Sandbach Ettiley Heath and Wheelock Ward. However consultation was undertaken with neighbouring wards:-

Brereton Rural
 Sandbach Elworth
 Sandbach Town
 Sandbach Ettiley Heath and Wheelock
 Sandbach Heath and East
 Haslington

6.0 Local Ward Members

John Wray – Brereton Rural
 Gill Merry – Sandbach Elworth
 Barry Moran – Sandbach Town
 Gail Wait – Sandbach Ettiley Heath & East
 Sam Corcoran – Sandbach Heath & East
 David Marren – Haslington
 John Hammond – Haslington.

7.0 Financial Implications (Authorised by the Director of Finance and Business Services)

- 7.1 The proposed expansion is part of an approved block budget (grant) set aside for Basic Need. The block budget was formally approved at Council on 23 February 2012.
- 7.2 The building work would be funded from the Council's 2012/2013 Capital Programme for Basic Needs. The capital investments required are estimated at £1,608,758.

8.0 Legal Implications (Authorised by the Borough Solicitor)

- 8.1 As the additional accommodation proposed for Wheelock Primary would increase the capacity of the school by more than 30 pupils and by more than 25% the proposed enlargement is subject to statutory proposals.
- 8.2 In bringing forward proposals to expand a school, the Local Authority must comply with statutory requirements as set out in The Education and Inspections Act 2006 (EIA 2006) and The School Organisation (Prescribed Alterations to Maintained Schools)(England) Regulations 2007 (as amended by The School Organisation and Governance (Amendment)(England) Regulations 2007 which came into force on 21 January 2008 and The School Organisation and Governance (Amendment)(England) Regulations 2009 which came into force on 1 September 2009).
- 8.3 The 5 statutory stages to a statutory proposal to expand a school are:-
1. Consultation
 2. Publication
 3. Representation
 4. Decision
 5. Implementation.

Proposed timescales for the statutory process are:

| | |
|-------------------------------------|----------------------------------------------------------------------------|
| 15 October 2012 | Portfolio Holder's Decision to formally consult on expansion |
| 22 October 2012 | 5 day call in period |
| 22 October 2012 to 23 November 2012 | Consultation Period |
| 17 December 2012 | Portfolio Holder's Decision on publishing proposals in a statutory notice. |
| 24 December 2012 | 5 day call in period |
| 7 January 2013 to 3 February 2013 | Proposed Representation Period (4 weeks statutory) |
| TBC | School Organisation Sub Committee |
| TBC | 5 day call in period |
| TBC | Implementation |
| September 2013 | Proposed Implementation Date |

- 8.4 In deciding whether or not to give permission to publish proposals it is a requirement both under guidance and case law that the decision maker should consider the views expressed during the consultation and take into account the Equality Impact Assessment. It is therefore imperative that full details of all views received during the consultation period are available at the meeting on 17 December 2012. In taking the decision the Portfolio Holder should also be satisfied that the Equality Impact Assessment has adequately taken account of any further submissions or views submitted during the consultation period. (EIA is attached as **Appendix 7** to this report).
- 8.5 If the decision is taken to publish proposals, a representation period will follow which must be of 4 weeks duration and cannot be altered. This allows comments on the proposals to be made by any person, which can be objections as well as expressions of support for the proposals. This period is the final opportunity for people and organisations to express their views about the proposals and ensure that they will be taken into account when the decision is finally being made.
- 8.6 Where capital funding is required for a proposal, guidance states that the decision maker must be satisfied that that funding is available before any proposals are published.
- 8.7 Following publication of the proposals and the subsequent statutory representation period, the final decision on whether the published proposals will be implemented will normally be taken by Cabinet. In making its decision, Cabinet will have to be satisfied that all statutory requirements including statutory consultation and statutory guidance have been complied with. The legislation provides further detailed statutory advice on what factors the decision maker must take into account in reaching a final decision, which information will be contained in the final report to Cabinet.
- 8.8 In the event that the Council receives objections to any of the statutory proposals, the final decision on those particular proposals will be determined by the School Organisation Sub Committee. If there are no objections to statutory proposals, those proposals will be determined by Cabinet.

9.0 Risk Management

- 9.1 Disruption to pupils, staff and the community must be kept a minimum during the reorganisation period and any subsequent building programme. This is to ensure that standards continue to improve.
- 9.2 The proposed expansion was identified to address a basic need in Sandbach. This is in order to ensure that the Authority meets its statutory duty to provide sufficient school places in this area. **In order to complete these schemes by September 2013 the construction phase would need to commence by late February 2013.** There is therefore a key risk resulting from the very tight timetable leading up to this.
- 9.3 Implementation of this proposal will be subject to the necessary planning permissions.

10.0 Access to Information

The background papers relating to this report can be inspected by contacting the report writer:

Name: Barbara Dale

Designation: School Admissions and Organisation Manager

Tel No: 01270 686392

Email: Barbara.Dale@cheshireeast.gov.uk

This page is intentionally left blank

CHESHIRE EAST COUNCIL

Portfolio Holder for Children and Family Services

| | |
|--------------------------|--------------------------------------------------------------------|
| Date of Meeting: | 4 February 2013 |
| Report of: | Lorraine Butcher, Strategic Director Children, Families and Adults |
| Subject/Title: | Proposed Expansion of Wheelock Primary |
| Portfolio Holder: | Councillor Rachel Bailey |

1.0 Report Summary

- 1.1 As the Strategic Commissioner of School Places, Cheshire East Council has a statutory duty to commission sufficient school places for children resident in its area.
- 1.2 This decision paper reports on the outcome of statutory consultation and seeks permission to publish a statutory notice detailing the proposed expansion of Wheelock Primary School, Sandbach increasing the school from 210 to 315 pupil places with a revised implementation date of September 2014.
- 1.3 Pupil forecasts indicate a shortfall in the number of primary school places due to changing populations and increasing demand in some areas of the Borough resulting in a forecast of only 8 spaces across all year groups and all primary schools by 2017. For the Sandbach area, forecasts indicate a shortfall of 144 places for the same period across the six Sandbach primary schools and 151 shortfall including the 2 primary schools in nearby Haslington.

| | Unused (Surplus) Places (January 2012 School Census Forecasts) | | | | | | | | | |
|-----------------------------------------------|----------------------------------------------------------------|----|-------|-----|-------|-----|-------|-----|-------|-----|
| | 13/14 | | 14/15 | | 15/16 | | 16/17 | | 17/18 | |
| Sandbach (8 Schools inc Haslington) | 31 | 2% | -28 | -1% | -68 | -4% | -119 | -6% | -151 | -8% |
| Sandbach (6 schools) | 4 | 0% | -52 | -4% | -79 | -6% | -119 | -9% | -144 | - |
| All CE Primary Schools | 1121 | 4% | 752 | 3% | 452 | 2% | 208 | 1% | 8 | 0% |

- 1.4 In response to these pupil forecasts a review of provision has been undertaken. This has resulted in a proposal to increase the capacity at Wheelock Primary from 210 to 315 pupil places to meet the increasing demand in this area and to ensure a level of operational surplus which is a level of spare capacity intended to accommodate reasonable journey times to school, some degree of parental choice, and flexibility to allow for mid-year entrants.

2.0 Decision Requested

- 2.1 That the Cabinet Member for Children and Families Services authorises the publication of statutory notices detailing the Local Authority's proposed expansion of:

Wheelock Primary School from the 210 to 315 school places providing an additional 105 school places with implementation from September 2014.

3.0 Background

- 3.1 Permission to consult on the proposal to expand Wheelock Primary School was granted at the Portfolio Holder meeting of **15 October 2012** and all feedback received was collated for consideration by the Cabinet Member for Children and Families Services on 3 December.
- 3.2 On **3 December**, it was resolved that the decision on the publication of statutory notices be deferred until 17 December to allow more time for consideration of the large number of responses that were received at the end of the consultation period and to allow more time to consider the rationale for the proposal and the objections received from nearby schools. The minutes of the meeting state *'that the Cabinet Member for Children and Family Services defers a decision on **Wheelock Primary School** for up to two weeks to enable further consideration to be given to additional information and comments received during the consultation period'*.
- 3.3 On **17 December**, having considered the outcome of consultation, the Council's Cabinet Member requested that further consideration be given to the alternative solutions proposed by representatives of the Sandbach and Haslington primary schools. The minutes of this meeting state *'that the Cabinet Member for Children and Family Services defers a decision on the request to publish a statutory notice detailing the proposed expansion of Wheelock Primary School in order to allow a further two weeks' consultation on possible alternative solutions to the increasing demand for places in the Sandbach area'*. A copy of the report of 17 December and its appendices, including the outcome of the statutory consultation exercise is available on the Council's website at www.cheshireeast.gov.uk
- 3.4 On **14 January** a meeting arranged by officers to discuss alternative solutions to the forecast shortfall in capacity was attended by headteachers and governors from the 8 primary schools. (Attendees are listed as **Appendix 1**) The meeting began with a presentation setting out the rationale for the proposed expansion of Wheelock Primary School, together with information about future plans which, if approved, would address the shortfall in capacity in the area on a phased basis. It was stressed at the meeting that the longer term strategy was conditional on a number of factors, namely sufficient capital funding, housing developments and delivery of these, annually revised pupil forecasts and the outcomes of statutory and locally agreed procedures for delivering change. It was therefore explained that whilst these changes had

been shared at the meeting as possible solutions to the increasing demand for primary school places in the area, they could not be guaranteed.

- 3.5 Questions were raised about the delay in sharing this information, which included the potential enlargement in the future of other schools in the area. Attendees commented that seeing a longer term view was reassuring and more helpful. It was explained that at the time the draft strategy had been drawn up, pupil forecasts were being reviewed and therefore the full extent of future demand was uncertain. In addition, uncertainty about future budgets for capital projects was unclear and potential housing developments were not in the public domain. It was, however, clarified that at earlier meetings the need for further changes was necessary to address the significant shortfall of 144 pupil places by 2017. Following this meeting, written feedback from the Headteacher of Sandbach Community Primary Headteacher was received and this is attached as **Appendix 2**). Any further information received will be presented orally on 4 February.
- 3.6 At the meeting it was acknowledged by attendees that there is a need to provide additional accommodation due to increasing demand in the area. It was also acknowledged that there were 2 potential solutions to address the immediate shortfall. These include the current proposal to expand Wheelock Primary and an alternative option of expanding Offley Primary from 315 to 420 places. Both of these solutions are subject to the necessary internal approvals and implementation of statutory procedures.
- 3.7 Concerns raised previously about the potential detriment to nearby schools due to possible 'in year' movement to Wheelock were repeated. The phasing in of the proposed additional capacity at the normal point of entry to the school was therefore welcomed. The admission number applies to the normal point of entry to school (the reception class) and therefore the proposed increase of 15 places per year would need to be phased in as further admission into other year groups could be prejudicial due to insufficient staffing and higher pupil teacher ratios. Both of these options would therefore provide an additional 105 pupil places phased in each year up to 2018 when the school would operate at its full capacity, subject to demand for places. Both of these options nevertheless present the same risk of potentially facilitating 'in year' movement into other year groups during the interim years (**Appendix 3**) influenced by additional capacity overall and class organisation structures, together with the right of parents and carers to challenge admission decisions at appeal. For both schools, additional pupils can be accommodated for September 2013 utilising existing accommodation as an interim short term measure but both schools would require expansion to accommodate further admissions as they progress through the school.
- 3.8 In addition to the above meeting, a 'drop in' session was held in Sandbach on **15 January**. Schools were notified that anyone with an interest could attend between 14:00 and 16:30 or 17:30 and 19:30 to meet with officers to discuss the Wheelock proposal and provide feedback, which would then be presented at the Portfolio Holder meeting on 4 February. Letters were issued to the schools for distribution to parents and carers of children on roll and parents and carers of children due to start school in September 2013 were sent letters to

their homes by the Local Authority. The meeting was attended by 45 people with an interest in the proposal. A breakdown of attendees and the views expressed are shown in the table below indicating that the majority of the feedback from representatives of Wheelock Primary is in support of the proposal and the majority of the representatives of Offley Primary oppose the proposal. The number of parents/carers at the 'drop in' session who have children who will be taking up reception class places in future years and therefore potentially affected by the forecast shortfall in capacity in the Sandbach area was low with only 5 in total. Of these 4 expressed support for the proposal and 1 expressed no view. Details of the comments recorded at the session are attached as **Appendix 4**.

| Attendee | Support | Do Not Support | No View | Total |
|-----------------------------------------------------------------------------|-----------|----------------|----------|-----------|
| Wheelock Parent/Carer/School Representative/Future Applicant/local resident | 14 | 6 | 2 | 22 |
| Offley Parent/Carer/School Representative | 0 | 20 | 2 | 22 |
| St John's CE Parent | 0 | 1 | 0 | 1 |
| Total | 14 | 27 | 4 | 45 |

- 3.9 Concerns were raised at the meeting about a related transport proposal to remove the hazardous route classification of the journey from Ettiley Heath to Wheelock Primary. Comments were made that without transport assistance there could be a detrimental effect on the safety at the school due to increased traffic at the beginning and end of the school day in spite of this proposal. Challenges were made that the route is hazardous and that the transport proposal needed to be reviewed.
- 3.10 When formulating options consideration has been given to the Government presumption in favour of the expansion of popular and successful schools. This school achieved Outstanding Ofsted status in 2011 and demand has exceeded the number of available places since at least 2010. The growing number of first choices for this school, together with the high number of pupils resident in the school's catchment area, are shown in the table below.

| School Name | PAN (Places) | 1st Preferences | | Catchment Area | |
|--------------------|--------------|-----------------|------|----------------|------|
| | 2013 | 2012 | 2013 | 2012 | 2013 |
| Elworth CE | 40 | 60 | 49 | 39 | 31 |
| Elworth Hall | 30 | 22 | 10 | 25 | 21 |
| Offley | 45 | 47 | 52 | 52 | 51 |
| Sandbach Community | 15 | 18 | 8 | 36 | 41 |

| | | | | | |
|------------------|------------|------------|------------|------------|------------|
| St John's C of E | 25 | 20 | 23 | 8 | 12 |
| Wheelock | 30 | 45 | 50 | 61 | 51 |
| Total | 185 | 212 | 192 | 221 | 207 |

4.0 Reasons for Recommendations

- 4.1 This request has taken into account feedback received during the extended consultation period. In making this recommendation, full consideration has been given to the responses received from key stakeholders during the extended consultation period. Whilst there has been strength of objection to the proposal on the grounds that the expansion of Offley Primary School is preferable, the recommendation remains that Wheelock Primary should be allowed to expand to provide more places at this successful school for local families and to redress the discrepancy in the number of available places and the increasing number of children resident in the area normally served by the school. This, together with a consistent demand from parents and carers above the school's current capacity at the normal point of entry to the school, makes this the preferred option. Officers have shared plans about the long term strategy for the area and if deliverable (see paragraph 3.4 and 3.5 above), this could see an increase in the number of places at Offley in the future to address the current forecast shortfall across Sandbach of 196 places by 2017. It should be noted that the proposed implementation date is now September 2014.
- 4.2 How statutory consultation is carried out is not prescribed in regulations and it is therefore for the Local Authority as the proposer to determine the nature of the consultation. The consultation period spanned 5 weeks in the first instance and subsequent decisions have extended the consultation period to facilitate further discussion with schools in the area on alternative solutions.
- 4.3 The Headteacher and Governors of Wheelock Primary have been consulted and fully support the proposed expansion of the school to accommodate the growing population and increasing demand for school places in their area. (Extract of Governing Body minutes attached as **Appendix 5**)

5.0 Wards Affected

- 5.1 **Wheelock Primary School** is situated in Sandbach Ettiley Heath and Wheelock Ward. However consultation was undertaken with neighbouring wards:-

Brereton Rural
 Sandbach Elworth
 Sandbach Town
 Sandbach Ettiley Heath and Wheelock
 Sandbach Heath and East
 Haslington

6.0 Local Ward Members

John Wray – Brereton Rural
Gill Merry – Sandbach Elworth
Barry Moran – Sandbach Town
Gail Wait – Sandbach Ettley Heath & East
Sam Corcoran – Sandbach Heath & East
David Marren – Haslington
John Hammond – Haslington.

7.0 Financial Implications (Authorised by the Director of Finance and Business Services)

- 7.1 The proposed expansion is part of an approved block budget (grant) set aside for Basic Need. The block budget was formally approved at Council on 23 February 2012.
- 7.2 The building work would be funded from the Council's 2012/2013 Capital Programme for Basic Needs. The capital investments required are estimated at £1,608,758.

8.0 Legal Implications (Authorised by the Borough Solicitor)

- 8.1 As the additional accommodation proposed for Wheelock Primary would increase the capacity of the school by more than 30 pupils and by more than 25% the proposed enlargement is subject to statutory proposals.
- 8.2 In bringing forward proposals to expand a school, the Local Authority must comply with statutory requirements as set out in The Education and Inspections Act 2006 (EIA 2006) and The School Organisation (Prescribed Alterations to Maintained Schools)(England) Regulations 2007 (as amended by The School Organisation and Governance (Amendment)(England) Regulations 2007 which came into force on 21 January 2008 and The School Organisation and Governance (Amendment)(England) Regulations 2009 which came into force on 1 September 2009).
- 8.3 The 5 statutory stages to a statutory proposal to expand a school are:-
1. Consultation
 2. Publication
 3. Representation
 4. Decision
 5. Implementation.

8.4 Proposed timescales for the statutory process are:

| | |
|-------------------------------------|-----------------------------------------------------------------------------|
| 15 October 2012 | Portfolio Holder's Decision to formally consult on expansion |
| 22 October 2012 | 5 day call in period |
| 22 October 2012 to 23 November 2012 | 5 weeks Consultation Period |
| 4 February 2013 | Portfolio Holder's Decision on publishing a proposal in a statutory notice. |
| 11 February 2013 | 5 day call in period |
| | |
| 22 February 2013 to 22 March 2013 | Proposed Representation Period (4 weeks statutory) |
| TBC | School Organisation Sub Committee |
| TBC | 5 day call in period |
| TBC | Implementation |
| September 2014 | Proposed Implementation Date |

- 8.5 In deciding whether or not to give permission to publish proposals it is a requirement both under guidance and case law that the decision maker should consider the views expressed during the consultation and take into account the Equality Impact Assessment (EIA). It is therefore imperative that full details of all views received during the consultation period are available at the meeting on 4 February 2013. In taking the decision the Cabinet Member should also be satisfied that the Equality Impact Assessment has adequately taken account of any further submissions or views submitted during the consultation period. (EIA is attached as **Appendix 6** to this report).
- 8.6 If the decision is taken to publish proposals, a representation period will follow which must be of 4 weeks duration and cannot be altered. This allows comments on the proposals to be made by any person, which can be objections as well as expressions of support for the proposals. This period is the final opportunity for people and organisations to express their views about the proposals and ensure that they will be taken into account when the decision is finally being made.
- 8.7 Where capital funding is required for a proposal, guidance states that the decision maker must be satisfied that that funding is available before any proposals are published.
- 8.8 Following publication of the proposals and the subsequent statutory representation period, the final decision on whether the published proposals will be implemented will normally be taken by Cabinet. In making its decision, Cabinet will have to be satisfied that all statutory requirements including statutory consultation and statutory guidance have been complied with. The legislation provides further detailed statutory advice on what factors the decision maker must take into account in reaching a final decision, which information will be contained in the final report to Cabinet.

- 8.9 Where the Council receives objections to a statutory proposal, the final decision will be determined by the School Organisation Sub Committee.

9.0 Risk Management

- 9.1 Disruption to pupils, staff and the community must be kept a minimum during the reorganisation period and any subsequent building programme. This is to ensure that standards continue to improve.
- 9.2 The proposed expansion was identified to address a basic need in Sandbach. This is in order to ensure that the Authority meets its statutory duty to provide sufficient school places in this area.
- 9.3 The extended consultation period has impacted on the intended implementation date of September 2013 and therefore further interim measures will be necessary for admission in 2013 to ensure that there is no child without a school place within a reasonable distance from the home address.
- 9.4 Implementation of this proposal will be subject to the necessary planning permissions.

10.0 Access to Information

- 10.1 The background papers relating to this report can be inspected by contacting the report writer:

Name: Barbara Dale
Designation: School Admissions and Organisation Manager
Tel No: 01270 686392
Email: Barbara.Dale@cheshireeast.gov.uk

department for
children, schools and families

Extract of

Decision Makers' Guidance for:

Expanding a Maintained
Mainstream School by Enlargement
or Adding a Sixth Form

For further information:

School Organisation & Competitions Unit
DCSF Mowden Hall Darlington DL3 9BG

Tel: 01325 735749

Email: school.organisation@education.gsi.gov.uk

Website: www.dcsf.gov.uk/schoolorg/guidance.cfm?id=5

Last updated 25 January 2010

EXPANDING A MAINTAINED MAINSTREAM SCHOOL BY ENLARGING OR ADDING A SIXTH FORM - A GUIDE FOR LOCAL AUTHORITIES AND GOVERNING BODIES

Contents – click on page number to follow link to relevant section:

| | |
|---------------------------------------------------------------------------------------------------------------------------------|----|
| Stage 4 | 1 |
| Decision Makers' Guidance on Expanding a Maintained Mainstream School by Enlarging or Adding a Sixth Form (Paragraphs 4.1-4.80) | 1 |
| Who Will Decide the Proposals? (Paragraphs 4.1-4.4) | 1 |
| Who Can Appeal Against an LA Decision? (Paragraphs 4.5-4.6) | 1 |
| Checks on Receipt of Statutory Proposals (Paragraph 4.7) | 2 |
| Does the Published Notice Comply with Statutory Requirements? (Paragraph 4.8) | 2 |
| Has the Statutory Consultation Been Carried Out Prior to the Publication of the Notice? (Paragraph 4.9) | 3 |
| Are the Proposals Related to Other Published Proposals? (Paragraphs 4.10-4.14) | 3 |
| Statutory Guidance – Factors to be Considered by Decision Makers (Paragraphs 4.15-4.16) | 4 |
| EFFECT ON STANDARDS AND SCHOOL IMPROVEMENT | 4 |
| A System Shaped by Parents (Paragraphs 4.17-4.18) | 4 |
| Standards (Paragraphs 4.19-4.20) | 5 |
| Diversity (Paragraphs 4.21-4.23) | 5 |
| Every Child Matters (Paragraph 4.24) | 6 |
| SCHOOL CHARACTERISTICS | 6 |
| Boarding Provision (Paragraphs 4.25-4.26) | 6 |
| Equal Opportunity Issues (Paragraphs 4.27) | 7 |
| NEED FOR PLACES | 7 |
| Creating Additional Places (Paragraphs 4.28-4.30) | 7 |
| Expansion of Successful and Popular Schools (Paragraph 4.31-4.34) | 7 |
| Travel and Accessibility for All (Paragraphs 4.35-4.36) | 9 |
| 16-19 Provision (Paragraphs 4.37-4.39) | 9 |
| Addition of post-16 provision by "high performing" schools (Paragraphs 4.40-4.51) | 10 |
| Conflicting Sixth Form Reorganisation Proposals (Paragraph 4.52) | 12 |
| 16-19 Provision 'Competitions' (Paragraphs 4.53-4.56) | 12 |
| FUNDING AND LAND | 13 |
| Capital (Paragraphs 4.57-4.59) | 13 |
| Capital Receipts (Paragraphs 4.60-4.62) | 14 |
| New Site or Playing Fields (Paragraph 4.63) | 15 |

| | |
|-----------------------------------------------------------------------|----|
| Land Tenure Arrangements (Paragraph 4.64) _____ | 15 |
| School Playing Fields (Paragraph 4.65) _____ | 15 |
| SPECIAL EDUCATIONAL NEEDS (SEN) PROVISION _____ | 16 |
| Initial Considerations (Paragraphs 4.66-4.67) _____ | 16 |
| The Special Educational Needs Improvement Test (Paragraph 4.68) _____ | 17 |
| Key Factors (Paragraphs 4.69-4.72) _____ | 17 |
| OTHER ISSUES _____ | 19 |
| Views of Interested Parties (Paragraphs 4.73) _____ | 19 |
| Types of Decision (Paragraph 4.74) _____ | 19 |
| Conditional Approval (Paragraphs 4.75-4.76) _____ | 19 |
| Decisions (Paragraphs 4.77-4.79) _____ | 21 |
| Can proposals be withdrawn? (Paragraph 4.80) _____ | 22 |
| | |

STAGE 4

This guidance is extracted, for ease of reference by decision makers, from the full version of the “Expanding a Maintained Mainstream School by Enlarging or Adding a Sixth Form” guide - www.dcsf.gov.uk/schoolorg/guidance.cfm?id=5. The statutory guidance sections are indicated by shading, the word **must** in bold refers to a requirement in legislation, whilst the word **should** in bold is a recommendation.

Stage 4**Decision Makers’ Guidance on Expanding a Maintained Mainstream School by Enlarging or Adding a Sixth Form (Paragraphs 4.1-4.80)****Who Will Decide the Proposals? (Paragraphs 4.1-4.4)**

4.1 Decisions on school organisation proposals are taken by the LA or by the schools adjudicator. In this chapter both are covered by the form of words “Decision Maker” which applies equally to both.

4.2 Section 21 of the EIA 2006 provides for regulations to set out who **must** decide proposals for any prescribed alterations (i.e. including expansions). The School Organisation (Prescribed Alterations to Maintained Schools)(England) Regulations 2007 (SI:2007 No. 1289) (as amended) make detailed provision for the consideration of prescribed alteration proposals (see in particular Schedules 3 and 5). Decisions on expansions will be taken by the LA with some rights of appeal to the schools adjudicator. Only if the prescribed alteration proposals are “related” to other proposals that fall to be decided by the schools adjudicator, will the LA not be the decision maker in the first instance.

4.3 If the LA fail to decide proposals within 2 months of the end of the representation period the LA **must** forward proposals, and any received representations (i.e. not withdrawn in writing), to the schools adjudicator for decision. They **must** forward the proposals within one week from the end of the 2 month period.

4.4 The Department does not prescribe the process by which an LA carries out their decision-making function (e.g. full Cabinet or delegation to Cabinet member or officials). This is a matter for the LA to determine but the requirement to have regard to statutory guidance (see paragraph 4.15 below) applies equally to the body or individual that takes the decision.

Who Can Appeal Against an LA Decision? (Paragraphs 4.5-4.6)

4.5 The following bodies may appeal against an LA decision on school expansion proposals:

- the local Church of England diocese;

STAGE 4

- the bishop of the local Roman Catholic diocese;
- the LSC where the school provides education for pupils aged 14 and over;
- the governing body of a community school that is proposed for expansion; and
- the governors and trustees of a foundation (including Trust) or voluntary school that is proposed for expansion.

4.6 Any appeals **must** be submitted to the LA within 4 weeks of the notification of the LA's decision. On receipt of an appeal the LA **must** then send the proposals, and the representations received (together with any comments made on these representations by the proposers), to the schools adjudicator within 1 week of the receipt of the appeal. The LA **should** also send a copy of the minutes of the LA's meeting or other record of the decision and any relevant papers. Where the proposals are "related" to other proposals, all the "related" proposals **must** also be sent to the schools adjudicator.

Checks on Receipt of Statutory Proposals (Paragraph 4.7)

4.7 There are 4 key issues which the Decision Maker **should** consider before judging the respective factors and merits of the statutory proposals:

- Is any information missing? If so, the Decision Maker **should** write immediately to the proposer specifying a date by which the information **should** be provided;
- Does the published notice comply with statutory requirements? (see paragraph 4.8 below);
- Has the statutory consultation been carried out prior to the publication of the notice? (see paragraph 4.9 below);
- Are the proposals "related" to other published proposals? (see paragraphs 4.10 to 4.14 below).

Does the Published Notice Comply with Statutory Requirements?
(Paragraph 4.8)

4.8 The Decision Maker **should** consider whether the notice is valid as soon as a copy is received. Where a published notice does not comply with statutory requirements - as set out in The School Organisation (Prescribed Alterations)(England) Regulations 2007 (SI:2007 - 1289) (as amended) - it may be judged invalid and the Decision Maker **should** consider whether they can decide the proposals.

STAGE 4

Has the Statutory Consultation Been Carried Out Prior to the Publication of the Notice? (Paragraph 4.9)

4.9 Details of the consultation **must** be included in the proposals. The Decision Maker **should** be satisfied that the consultation meets statutory requirements (see Stage 1 paragraphs [1.2](#)–1.5). If some parties submit objections on the basis that consultation was not adequate, the Decision Maker may wish to take legal advice on the points raised. If the requirements have not been met, the Decision Maker may judge the proposals to be invalid and needs to consider whether they can decide the proposals. Alternatively the Decision Maker may take into account the sufficiency and quality of the consultation as part of their overall judgement of the proposals as a whole.

Are the Proposals Related to Other Published Proposals? (Paragraphs 4.10-4.14)

4.10 Paragraph 35 of Schedule 3, and Paragraph 35 of Schedule 5, to The School Organisation (Prescribed Alterations to Maintained Schools)(England) Regulations 2007 (as amended) provides that any proposals that are “related” to particular proposals (e.g. for a new school; school closure; prescribed alterations to existing schools i.e. change of age range, acquisition of a Trust, addition of boarding, etc; or proposals by the LSC to deal with inadequate 16-19 provision) **must** be considered together. This does not include proposals that fall outside of School Organisation Prescribed Alteration or Establishment and Discontinuance regulations e.g. removal of a Trust, opening of an Academy, federation proposals. Paragraphs 4.11-4.14 provide statutory guidance on whether proposals **should** be regarded as “related”.

4.11 Generally, proposals **should** be regarded as “related” if they are included on the same notice (unless the notice makes it clear that the proposals are not “related”). Proposals **should** be regarded as “related” if the notice makes a reference to a link to other proposals (published under School Organisation and Trust regulations). If the statutory notices do not confirm a link, but it is clear that a decision on one of the proposals would be likely to directly affect the outcome or consideration of the other, the proposals **should** be regarded as “related”.

4.12 Where proposals are “related”, the decisions **should** be compatible e.g. if one set of proposals is for the removal of provision, and another is for the establishment or enlargement of provision for displaced pupils, both **should** be approved or rejected.

STAGE 4

4.13 Where proposals for an expansion of a school are “related” to proposals published by the local LSC¹ which are to be decided by the Secretary of State, the Decision Maker **must** defer taking a decision until the Secretary of State has taken a decision on the LSC proposals. This applies where the proposals before the Decision Maker concern:

- the school that is the subject of the LSC proposals;
- any other secondary school, maintained by the same LA that maintains a school that is the subject of the LSC proposals; or
- any other secondary school in the same LA area as any FE college which is the subject of the LSC proposals.

4.14 The proposals will be regarded as “related” if their implementation would prevent or undermine effective implementation of the LSC proposals.

Statutory Guidance – Factors to be Considered by Decision Makers
(Paragraphs 4.15-4.16)

4.15 Regulation 8 of The Regulations provides that both the LA and schools adjudicator **must** have regard to guidance issued by the Secretary of State when they take a decision on proposals. Paragraphs 4.17 to 4.73 below contain the statutory guidance.

4.16 The following factors **should not** be taken to be exhaustive. Their importance will vary, depending on the type and circumstances of the proposals. All proposals **should** be considered on their individual merits.

EFFECT ON STANDARDS AND SCHOOL IMPROVEMENT

A System Shaped by Parents (Paragraphs 4.17-4.18)

4.17 The Government's aim, as set out in the Five Year Strategy for Education and Learners and the Schools White Paper Higher Standards, Better Schools For All, is to create a schools system shaped by parents which delivers excellence and equity. In particular, the Government wishes to see a dynamic system in which:

- weak schools that need to be closed are closed quickly and replaced by new ones where necessary; and

¹ References throughout this document to the LSC only apply up to April 2010. The Apprenticeships, Skills, Children and Learning Act (ASCL) Act 2009 will transfer the responsibilities of the LSC in respect of 16-19 education and training to LAs, supported by the Young People's Learning Agency. This guidance will be revised by April 2010 to take account of these changes.

STAGE 4

- the best schools are able to expand and spread their ethos and success.

4.18 The EIA 2006 amends the Education Act 1996 to place duties on LAs to secure diversity in the provision of schools and to increase opportunities for parental choice when planning the provision of schools in their areas. In addition, LAs are under a specific duty to respond to representations from parents about the provision of schools, including requests to establish new schools or make changes to existing schools. The Government's aim is to secure a more diverse and dynamic schools system which is shaped by parents. The Decision Maker **should** take into account the extent to which the proposals are consistent with the new duties on LAs.

Standards (Paragraphs 4.19-4.20)

4.19 The Government wishes to encourage changes to local school provision which will boost standards and opportunities for young people, whilst matching school place supply as closely as possible to pupils' and parents' needs and wishes.

4.20 Decision Makers **should** be satisfied that proposals for a school expansion will contribute to raising local standards of provision, and will lead to improved attainment for children and young people. They **should** pay particular attention to the effects on groups that tend to under-perform including children from certain ethnic groups, children from deprived backgrounds and children in care, with the aim of narrowing attainment gaps.

Diversity (Paragraphs 4.21-4.23)

4.21 Decision Makers **should** be satisfied that when proposals lead to children (who attend provision recognised by the LA as being reserved for pupils with special educational needs) being displaced, any alternative provision will meet the statutory SEN improvement test (see paragraphs 4.69-4.72).

4.22 The Government's aim is to transform our school system so that every child receives an excellent education – whatever their background and wherever they live. A vital part of the Government's vision is to create a more diverse school system offering excellence and choice, where each school has a strong ethos and sense of mission and acts as a centre of excellence or specialist provision.

4.23 Decision Makers **should** consider how proposals will contribute to local diversity. They **should** consider the range of schools in the relevant area of the LA and whether the expansion of the school will meet the aspirations of parents, help raise local standards and narrow attainment gaps.

STAGE 4

Every Child Matters (Paragraph 4.24)

4.24 The Decision Maker **should** consider how proposals will help every child and young person achieve their potential in accordance with “Every Child Matters” principles which are: to be healthy; stay safe; enjoy and achieve; make a positive contribution to the community and society; and achieve economic well-being. This **should** include considering how the school will provide a wide range of extended services, opportunities for personal development, access to academic and applied learning training, measures to address barriers to participation and support for children and young people with particular needs, e.g. looked after children or children with special educational needs (SEN) and disabilities.

SCHOOL CHARACTERISTICS**Boarding Provision** (Paragraphs 4.25-4.26)

4.25 In making a decision on proposals that include the expansion of boarding provision, the Decision Maker **should** consider whether or not there would be a detrimental effect on the sustainability of boarding at another state maintained boarding school within one hour’s travelling distance of the proposed school.

4.26 In making a decision on proposals for expansion of boarding places the Decision Maker **should** consider:-

- a. the extent to which boarding places are over subscribed at the school and any state maintained boarding school within an hour's travelling distance of the school at which the expansion is proposed;
- b. the extent to which the accommodation at the school can provide additional boarding places;
- c. any recommendations made in the previous CSCI/Ofsted reports which would suggest that existing boarding provision in the school failed significantly to meet the National Minimum Standards for Boarding Schools;
- d. the extent to which the school has made appropriate provision to admit other categories of pupils other than those for which it currently caters (e.g. taking pupils of the opposite sex or sixth formers) if they form part of the expansion;
- e. any impact of the expansion on the continuity of education of boarders currently in the school;
- f. the extent to which the expansion of boarding places will help placements of pupils with an identified boarding need; and

STAGE 4

g. the impact of the expansion on a state maintained boarding school within one hour's travelling distance from the school which may be undersubscribed.

Equal Opportunity Issues (Paragraphs 4.27)

4.27 The Decision Maker **should** consider whether there are any sex, race or disability discrimination issues that arise from the changes being proposed, for example, that where there is a proposed change to single sex provision in an area, there is equal access to single sex provision for the other sex to meet parental demand. Similarly there needs to be a commitment to provide access to a range of opportunities which reflect the ethnic and cultural mix of the area, while ensuring that such opportunities are open to all.

NEED FOR PLACES

Creating Additional Places (Paragraphs 4.28-4.30)

4.28 The Decision Maker **should** consider whether there is a need for the expansion and **should** consider the evidence presented for the expansion such as planned housing development or demand for provision. The Decision Maker **should** take into account not only the existence of spare capacity in neighbouring schools, but also the quality and popularity with parents of the schools in which spare capacity exists and evidence of parents' aspirations for places in the school proposed for expansion. The existence of surplus capacity in neighbouring less popular or successful schools **should not** in itself prevent the addition of new places.

4.29 Where the school has a religious character, or follows a particular philosophy, the Decision Maker **should** be satisfied that there is satisfactory evidence of sufficient demand for places for the expanded school to be sustainable.

4.30 Where proposals will add to surplus capacity but there is a strong case for approval on parental preference and standards grounds, the presumption **should** be for approval. The LA in these cases will need to consider parallel action to remove the surplus capacity thereby created.

Expansion of Successful and Popular Schools (Paragraph 4.31-4.34)

4.31 The Government is committed to ensuring that every parent can choose an excellent school for their child. We have made clear that the wishes of parents **should** be taken into account in planning and managing school estates. Places **should** be allocated where parents want them, and as such, it **should** be easier for successful and popular primary and secondary schools to grow to meet parental demand. For the purposes of this guidance, the Secretary of State is not proposing any single definition of a successful and popular school. It is for the

STAGE 4

Decision Maker to decide whether a school is successful and popular, however, the following indicators **should** all be taken into account:

- a. the school's performance;
 - i. in terms of absolute results in key stage assessments and public examinations;
 - ii. by comparison with other schools in similar circumstances (both in the same LA and other LAs);
 - iii. in terms of value added;
 - iv. in terms of improvement over time in key stage results and public examinations.
- b. the numbers of applications for places;
 - i. the Decision Maker should also take account of any other relevant evidence put forward by schools.

4.32 The strong presumption is that proposals to expand successful and popular schools **should** be approved. In line with the Government's long standing policy that there **should** be no increase in selection by academic ability, this presumption does not apply to grammar schools or to proposals for the expansion of selective places at partially selective schools.

4.33 The existence of surplus capacity in neighbouring less popular schools **should not** in itself be sufficient to prevent this expansion, but if appropriate, in the light of local concerns, the Decision Maker **should** ask the LA how they plan to tackle any consequences for other schools. The Decision Maker **should** only turn down proposals for successful and popular schools to expand if there is compelling objective evidence that expansion would have a damaging effect on standards overall in an area, which cannot be avoided by LA action.

4.34 Before approving proposals the Decision Maker **should** confirm that the admission arrangements of schools proposed for expansion fully meet the provisions of the School Admissions Code. Although the Decision Maker may not modify proposed admission arrangements, the proposer **should** be informed that proposals with unsatisfactory admission arrangements are unlikely to be approved, and given the opportunity to revise them in line with the Code of Practice. Where the LA, rather than the governing body, is the admissions authority, we will expect the authority to take action to bring the admission arrangements in to line with the School Admissions Code.

STAGE 4

Travel and Accessibility for All (Paragraphs 4.35-4.36)

4.35 In considering proposals for the reorganisation of schools, Decision Makers **should** satisfy themselves that accessibility planning has been properly taken into account. Facilities are to be accessible by those concerned, by being located close to those who will use them, and the proposed changes **should not** adversely impact on disadvantaged groups.

4.36 In deciding statutory proposals, the Decision Maker **should** bear in mind that proposals **should not** have the effect of unreasonably extending journey times or increasing transport costs, or result in too many children being prevented from travelling sustainably due to unsuitable routes e.g. for walking, cycling etc. The EIA 2006 provides extended free transport rights for low income groups – see Home to School Travel and Transport Guidance ref 00373 – 2007BKT-EN at www.teachernet.gov.uk/publications. Proposals **should** also be considered on the basis of how they will support and contribute to the LA's duty to promote the use of sustainable travel and transport to school.

16-19 Provision (Paragraphs 4.37-4.39)

4.37 The pattern of 16-19 provision differs across the country. Many different configurations of school and college provision deliver effective 14-19 education and training. An effective 14-19 organisation has a number of key features:

- standards and quality: the provision available **should** be of a high standard – as demonstrated by high levels of achievement and good completion rates;
- progression: there **should** be good progression routes for all learners in the area, so that every young person has a choice of the full range of options within the 14-19 entitlement, with institutions collaborating as necessary to make this offer. All routes **should** make provision for the pastoral, management and learning needs of the 14-19 age group;
- participation: there are high levels of participation in the local area; and,
- learner satisfaction: young people consider that there is provision for their varied needs, aspirations and aptitudes in a range of settings across the area.

4.38 Where standards and participation rates are variable, or where there is little choice, meaning that opportunity at 16 relies on where a young person went to school, the case for reorganisation, or allowing high quality providers to expand, is strong.

STAGE 4

4.39 Where standards and participation rates are consistently high, collaboration is strong and learners express satisfaction that they have sufficient choice, the case for a different pattern of provision is less strong. The Decision Maker therefore will need to take account of the pattern of 16-19 provision in the area and the implications of approving new provision.

Addition of post-16 provision by “high performing” schools
(Paragraphs 4.40-4.51)

4.40 The Government remains committed to the principle that high performing 11-16 schools **should** be allowed to add post-16 provision where there is parental and student demand, in order to extend quality and choice. But the context in which this principle will operate is changing. From April 2010, the Apprenticeships, Skills, Children and Learning Act 2009 will transfer the responsibility for 16-19 planning and funding from the LSC to LAs. LAs will be responsible for maintaining an effective and coherent system of 14-19 organisation which delivers the new entitlement – to a new curriculum and new qualifications, including all 17 Diploma lines from 2013 and an Apprenticeship place for those who meet the entry criteria - to all young people in their area. Collaboration will be a key feature of 14-19 provision.

4.41 So, while there is still a strong presumption of approval for proposals from high performing schools, that decision **should** now be informed by additional factors: the need for local collaboration; the viability of existing post-16 providers in the local area; and the improvement of standards at the school that is proposing to add post-16 provision. Only in exceptional circumstances* would these factors lead Decision Makers not to approve a proposal. If the Decision Maker were minded not to approve a proposal, he **should** first consider whether modification of the proposal would enable the proposer to comply with these conditions (see paragraph 4.49).

** Exceptional circumstances in which the Decision Maker might reject the proposal to add a sixth form to a presumption school would include if there is specific evidence that a new sixth form was of a scale that it would directly affect the viability of another neighbouring, high quality institution that itself was not large in comparison to other institutions of that type. Exceptional circumstances might also include a situation where there are a number of presumption schools in the same area at the same time and/or where there is clear evidence that the scale of the aggregate number of additional 16-18 places far exceeds local need and affordability and is therefore clearly poor value for money.*

4.42 There **should** be a strong presumption in favour of the approval of proposals for a new post-16 provision where:

- a. the school is a high performing specialist school that has opted for an applied learning specialism; or
- b. the school, whether specialist or not, meets the DCSF criteria for ‘high

STAGE 4

performing' and does not require capital support.

4.43 The school **should** ensure that, in forwarding its proposals to the Decision Maker, it provides evidence that it meets one of the criteria at paragraph 4.42 above.

4.44 Where a new sixth form is proposed by a specialist school that has met the 'high performing' criteria and which has opted for an applied learning specialism, capital funding may be available from the 16-19 Capital Fund.

4.45 This presumption will apply to proposals submitted to the Decision Maker within:

- a. two years from the date a school commences operation with applied learning specialist school status; or
- b. two years from the date a school is informed of its Ofsted Section 5 inspection results which would satisfy DCSF criteria for 'high performing' status as set out at <http://www.standards.dcsf.gov.uk/specialistschools/guidance2007/?version=1>

NOTE: 'submitted to the Decision Maker' above refers to when proposals and representations are with the Decision Maker, following the end of the representation period.

4.46 The increase in the period in which a school is eligible to expand its post-16 provision recognises the time required to embed the new presumption places within a local 14-19 delivery plan and for effective collaboration to take place.

4.47 New post-16 provision in schools **should**, as appropriate, operate in partnership with other local providers to ensure that young people have access to a wide range of learning opportunities. In assessing proposals from 'high performing' schools to add post-16 provision, Decision Makers **should** look for:

- a. evidence of local collaboration in drawing up the presumption proposal; and
- b. a statement of how the new places will fit within the 14-19 organisation in an area; and
- c. evidence that the exercise of the presumption is intended to lead to higher standards and better progression routes at the 'presumption' school.

4.48 If a school has acted in a collaborative way and has actively attempted to engage other partners in the local area, but it is clear that other institutions have declined to participate, that fact **should not** be a reason for declining to approve a proposal. The onus is on other providers to work with a school which qualifies for the presumption of approval for new post-16 provision.

STAGE 4

4.49 The Decision Maker **should** only turn down proposals to add post-16 provision from schools eligible for the sixth form presumption if there is compelling and objective evidence that the expansion would undermine the viability of an existing high quality post-16 provider or providers. The fact that an existing school or college with large numbers of post-16 students might recruit a smaller number of students aged 16-19 is not, of itself, sufficient to meet this condition, where the “presumption” school can show that there is reasonable demand from students to attend the school after age 16.

4.50 The existence of surplus capacity in neighbouring schools or colleges that are not high performing **should not** be a reason to reject a post-16 presumption proposal. It is the responsibility of the LA to consider decommissioning poor quality provision as well as commissioning high quality provision. The LA should therefore plan to tackle any consequences of expansion proposals for other schools.

4.51 Before approving proposals the Decision Maker **should** confirm that the admission arrangements of schools proposed for expansion fully meet the provisions of the mandatory Schools Admissions Code. Although the Decision Maker may not modify proposed admission arrangements, the proposer **should** be informed that proposals with unsatisfactory admission arrangements are unlikely to be approved, and given the opportunity to revise them in line with the Code. Where the LA, rather than the governing body, is the admissions authority, we will expect the authority to take action to bring the admission arrangements into line with the School Admissions Code.

Conflicting Sixth Form Reorganisation Proposals (Paragraph 4.52)

4.52 Where the implementation of reorganisation proposals by the LSC² conflict with other published proposals put to the Decision Maker for decision, the Decision Maker is prevented (by the School Organisation Proposals by the LSC for England Regulations 2003) from making a decision on the “related” proposals until the Secretary of State has decided the LSC proposals (see paragraphs 4.13 to 4.14 above).

16-19 Provision ‘Competitions’ (Paragraphs 4.53-4.56)

4.53 Non-statutory competitions for new 16-19 provision were introduced from January 2006. They are administered by the regional arm of the LSC, in line with the LSC’s current role as commissioner of 16-19 provision. The Government intends to transfer the responsibility for 16-19 provision from the LSC to LAs from

² References throughout this document to the LSC only apply up to April 2010. The ASCL Act 2009 will transfer the responsibilities of the LSC in respect of 16-19 education and training to LAs, supported by the Young People’s Learning Agency. This guidance will be revised by April 2010 to take account of these changes.

STAGE 4

2010.³

4.54 The current arrangements for the establishment of new institutions by competition involves a two-stage approval process:

- a. the competition selection process;
- b. approval of the outcome by existing processes (e.g. Decision Maker approval of school/LA proposals and Secretary of State approval of college/LSC proposals, as required by law).

4.55 Competitors will be eligible to apply to the 16-19 Capital Fund. Where a competition is 'won' by a school, they **must** then publish statutory proposals and these **must** be considered by the Decision Maker on their merits.

4.56 Where proposals to establish sixth forms are received, and the local LSC is running a 16-19 competition, the Decision Maker **must** take account of the competition when considering the proposals.

FUNDING AND LAND

Capital (Paragraphs 4.57-4.59)

4.57 The Decision Maker **should** be satisfied that any land, premises or capital required to implement the proposals will be available. Normally, this will be some form of written confirmation from the source of funding on which the promoters rely (e.g. the LA, DCSF, or LSC). In the case of an LA, this **should** be from an authorised person within the LA, and provide detailed information on the funding, provision of land and premises etc.

4.58 Where proposers are relying on DCSF as a source of capital funding, there can be no assumption that the approval of proposals will trigger the release of capital funds from the Department, unless the Department has previously confirmed in writing that such resources will be available; nor can any allocation 'in principle' be increased. In such circumstances the proposals **should** be rejected, or consideration of them deferred until it is clear that the capital necessary to implement the proposals will be provided.

4.59 Proposals **should not** be approved conditionally upon funding being made available, subject to the following specific exceptions: For proposals being funded under the Private Finance Initiative (PFI) or through the BSF programme, the Decision Maker **should** be satisfied that funding has been agreed 'in principle', but the proposals **should** be approved conditionally on the entering into of the necessary agreements and the release of funding. A conditional approval will

³ The ASCL Act will remove the LSC and also the power of LAs to establish sixth form schools, whether by a competition or otherwise. Section 126 of the Act amends section 16 of the Education Act 1996 and sections 7,10 and 11 of EIA 2006.

STAGE 4

protect proposers so that they are not under a statutory duty to implement the proposals until the relevant contracts have been signed and/or funding is finally released.

Capital Receipts (Paragraphs 4.60-4.62)

4.60 Where the implementation of proposals may depend on capital receipts from the disposal of land used for the purposes of a school (i.e. including one proposed for closure in “related” proposals) the Decision Maker **should** confirm whether consent to the disposal of land is required, or an agreement is needed, for disposal of the land. Current requirements are:

a. Community Schools – the Secretary of State’s consent is required under paragraph 2 of Schedule 35A to the Education Act 1996 and, in the case of playing field land, under section 77 of the Schools Standards and Framework Act 1998 (SSFA 1998). (Details are given in DCSF Guidance 1017-2004 “The Protection of School Playing Fields and Land for Academies” published in November 2004) -

[http://publications.teachernet.gov.uk/default.aspx?PageFunction=productdetails&PageMode=spectrum&ProductId=DfE-1017-2004&"\)](http://publications.teachernet.gov.uk/default.aspx?PageFunction=productdetails&PageMode=spectrum&ProductId=DfE-1017-2004&).

b. Foundation (including Trust) and Voluntary Schools:

i. playing field land – the governing body, foundation body or trustees will require the Secretary of State’s consent, under section 77 of the SSFA 1998, to dispose, or change the use of any playing field land that has been acquired and/or enhanced at public expense.

ii. non-playing field land or school buildings – the governing body, foundation body or trustees no longer require the Secretary of State’s consent to dispose of surplus non-playing field land or school buildings which have been acquired or enhanced in value by public funding. They will be required to notify the LA and seek local agreement of their proposals. Where there is no local agreement, the matter **should** be referred to the Schools Adjudicator to determine. (Details of the new arrangements can be found in the Department’s guidance “The Transfer and Disposal of School Land in England: A General Guide for Schools, Local Authorities and the Adjudicator” -

[http://publications.teachernet.gov.uk/default.aspx?PageFunction=productdetails&PageMode=spectrum&ProductId=DfE-1017-2004&"\)](http://publications.teachernet.gov.uk/default.aspx?PageFunction=productdetails&PageMode=spectrum&ProductId=DfE-1017-2004&)).

4.61 Where expansion proposals are dependent upon capital receipts of a discontinuing foundation or voluntary school the governing body is required to apply to the Secretary of State to exercise his various powers in respect of land held by them for the purposes of the school. Normally he would direct that the land be returned to the LA but he could direct that the land be transferred to the

STAGE 4

governing body of another maintained school (or the temporary governing body of a new school). Where the governing body fails to make such an application to the Secretary of State, and the school subsequently closes, all land held by them for the purposes of the discontinued school will, on dissolution of the governing body, transfer to the LA unless the Secretary of State has directed otherwise before the date of dissolution.

4.62 Where consent to the disposal of land is required, but has not been obtained, the Decision Maker **should** consider issuing a conditional approval for the statutory proposals so that the proposals gain full approval automatically when consent to the disposal is obtained (see paragraph 4.75).

New Site or Playing Fields (Paragraph 4.63)

4.63 Proposals dependent on the acquisition of an additional site or playing field may not receive full approval but **should** be approved conditionally upon the acquisition of a site or playing field.

Land Tenure Arrangements (Paragraph 4.64)

4.64 For the expansion of voluntary or foundation schools it is desirable that a trust, or the governing body if there is no foundation, holds the freehold interest in any additional site that is required for the expansion. Where the trustees of the voluntary or foundation school hold, or will hold, a leasehold interest in the additional site, the Decision Maker will need to be assured that the arrangements provide sufficient security for the school. In particular the leasehold interest **should** be for a substantial period – normally at least 50 years – and avoid clauses which would allow the leaseholder to evict the school before the termination of the lease. The Decision Maker **should** also be satisfied that a lease does not contain provisions which would obstruct the governing body or the headteacher in the exercise of their functions under the Education Acts, or place indirect pressures upon the funding bodies.

School Playing Fields (Paragraph 4.65)

4.65 The Education (School Premises) Regulations 1999 set out the standards for school premises, including minimum areas of team game playing fields to which schools **should** have access. The Decision Maker will need to be satisfied that either:

- a. the premises will meet minimum requirements of The Education (School Premises) Regulations 1999; or
- b. if the premises do not meet those requirements, the proposers have secured the Secretary of State's agreement in principle to grant a relaxation.

STAGE 4

Where the Secretary of State has given 'in principle' agreement as at paragraph 4.60(b) above, the Decision Maker **should** consider issuing conditional approval so that when the Secretary of State gives his agreement, the proposals will automatically gain full approval.

SPECIAL EDUCATIONAL NEEDS (SEN) PROVISION

Initial Considerations (Paragraphs 4.66-4.67)

4.66 SEN provision, in the context of School Organisation legislation and this guidance, is provision recognised by the LA as specifically reserved for pupils with special educational needs. When reviewing SEN provision, planning or commissioning alternative types of SEN provision or considering proposals for change LAs **should** aim for a flexible range of provision and support that can respond to the special educational needs of individual pupils and parental preferences, rather than necessarily establishing broad categories of provision according to special educational need or disability. There are a number of initial considerations for LAs to take account of in relation to proposals for change. They **should** ensure that local proposals:

- a. take account of parental preferences for particular styles of provision or education settings;
- b. offer a range of provision to respond to the needs of individual children and young people, taking account of collaborative arrangements (including between special and mainstream), extended school and Children's Centre provision; regional centres (of expertise) and regional and sub-regional provision; out of LA day and residential special provision;
- c. are consistent with the LA's Children and Young People's Plan;
- d. take full account of educational considerations, in particular the need to ensure a broad and balanced curriculum, including the National Curriculum, within a learning environment in which children can be healthy and stay safe;
- e. support the LA's strategy for making schools and settings more accessible to disabled children and young people and their scheme for promoting equality of opportunity for disabled people;
- f. provide access to appropriately trained staff and access to specialist support and advice, so that individual pupils can have the fullest possible opportunities to make progress in their learning and participate in their school and community;
- g. ensure appropriate provision for 14-19 year-olds, taking account of the role of local LSC funded institutions and their admissions policies; and

STAGE 4

h. ensure that appropriate full-time education will be available to all displaced pupils. Their statements of special educational needs will require amendment and all parental rights must be ensured. Other interested partners, such as the Health Authority should be involved.

4.67 Taking account of the considerations, as set out above, will provide assurance to local communities, children and parents that any reorganisation of SEN provision in their area is designed to improve on existing arrangements and enable all children to achieve the five Every Child Matters outcomes.

The Special Educational Needs Improvement Test (Paragraph 4.68)

4.68 When considering any reorganisation of provision that would be recognised by the LA as reserved for pupils with special educational needs, including that which might lead to some children being displaced through closures or alterations, LAs, and all other proposers for new schools or new provision, will need to demonstrate to parents, the local community and Decision Makers how the proposed alternative arrangements are likely to lead to improvements in the standard, quality and/or range of educational provision for children with special educational needs. All consultation documents and reorganisation plans that LAs publish and all relevant documentation LAs and other proposers submit to Decision Makers **should** show how the key factors set out in paragraphs 4.69 to 4.72 below have been taken into account by applying the SEN improvement test. Proposals which do not credibly meet these requirements **should not** be approved and Decision Makers **should** take proper account of parental or independent representations which question the LA's own assessment in this regard.

Key Factors (Paragraphs 4.69-4.72)

4.69 When LAs are planning changes to their existing SEN provision, and in order to meet the requirement to demonstrate likely improvements in provision, they **should**:

- a. identify the details of the specific educational benefits that will flow from the proposals in terms of:
 - i. improved access to education and associated services including the curriculum, wider school activities, facilities and equipment, with reference to the LA's Accessibility Strategy;
 - ii. improved access to specialist staff, both education and other professionals, including any external support and/or outreach services;
 - iii. improved access to suitable accommodation; and

STAGE 4

- iv. improved supply of suitable places.
- b. LAs **should** also:
- i. obtain a written statement that offers the opportunity for all providers of existing and proposed provision to set out their views on the changing pattern of provision seeking agreement where possible;
 - ii. clearly state arrangements for alternative provision. A 'hope' or 'intention' to find places elsewhere is not acceptable. Wherever possible, the host or alternative schools should confirm in writing that they are willing to receive pupils, and have or will have all the facilities necessary to provide an appropriate curriculum;
 - iii. specify the transport arrangements that will support appropriate access to the premises by reference to the LA's transport policy for SEN and disabled children; and
 - iv. specify how the proposals will be funded and the planned staffing arrangements that will be put in place.

4.70 It is to be noted that any pupils displaced as a result of the closure of a BESD school (difficulties with behavioural, emotional and social development) **should not** be placed long-term or permanently in a Pupil Referral Unit (PRU) if a special school place is what they need. PRUs are intended primarily for pupils who have been excluded, although LAs can and do use PRU provision for pupils out of school for other reasons such as illness and teenage pregnancies. There may of course be pupils who have statements identifying that they have BESD who have been placed appropriately in a PRU because they have been excluded; in such cases the statement **must** be amended to name the PRU, but PRUs **should not** be seen as an alternative long-term provision to special schools.

4.71 The requirement to demonstrate improvements and identify the specific educational benefits that flow from proposals for new or altered provision as set out in the key factors are for all those who bring forward proposals for new special schools or for special provision in mainstream schools including governors of foundation schools and foundation special schools. The proposer needs to consider all the factors listed above.

4.72 Decision Makers will need to be satisfied that the evidence with which they are provided shows that LAs and/or other proposers have taken account of the initial considerations and all the key factors in their planning and commissioning in order to meet the requirement to demonstrate that the reorganisation or new provision is likely to result in improvements to SEN provision.

STAGE 4

OTHER ISSUES**Views of Interested Parties** (Paragraphs 4.73)

4.73 The Decision Maker **should** consider the views of all those affected by the proposals or who have an interest in them including: pupils; families of pupils; staff; other schools and colleges; local residents; diocesan bodies and other providers; LAs; the LSC (where proposals affect 14-19 provision) and the Early Years Development and Childcare Partnership if one exists, or any local partnership or group that exists in place of an EYDCP (where proposals affect early years and/or childcare provision). This includes statutory objections and comments submitted during the representation period. The Decision Maker **should not** simply take account of the numbers of people expressing a particular view when considering representations made on proposals. Instead the Decision Maker **should** give the greatest weight to representations from those stakeholders likely to be most directly affected by the proposals.

Types of Decision (Paragraph 4.74)

4.74 In considering proposals for the expansion of a school, the Decision Maker can decide to:

- reject the proposals;
- approve the proposals;
- approve the proposals with a modification (e.g. the implementation date); or
- approve the proposals subject to them meeting a specific condition (see paragraph 4.75 below).

Conditional Approval (Paragraphs 4.75-4.76)

4.75 The regulations provide for a conditional approval to be given where the Decision Maker is otherwise satisfied that the proposals can be approved, and approval can automatically follow an outstanding event. Conditional approval can only be granted in the limited circumstances specified in the regulations i.e. as follows:

- a. the grant of planning permission under Part 3 of the Town and Country Planning Act 1990;
- b. the acquisition of any site required for the implementation of the proposals;
- c. the acquisition of playing fields required for the implementation of the proposals;

STAGE 4

- d. the securing of any necessary access to a site referred to in sub-paragraph (b) or playing fields referred to in sub-paragraph (c);
- e. the private finance credit approval given by the DCSF following the entering into a private finance contract by an LA;
- f. the entering into an agreement for any necessary building project supported by the DCSF in connection with BSF programme;
- g. the agreement to any change to admission arrangements specified in the approval, relating to the school or any other school or schools (this allows the approval of proposals to enlarge the premises of a school to be conditional on the decision of adjudicators to approve any related change in admission numbers);
- h. the making of any scheme relating to any charity connected with the school;
- i. the formation of any federation (within the meaning of section 24(2) of the 2002 Act) of which it is intended that the proposed school should form part, or the fulfilling of any other condition relating to the school forming part of a federation;
- j. the Secretary of State giving approval under regulation 5(4) of the Education (Foundation Body) (England) Regulations 2000 to a proposal that a foundation body must be established and that the school must form part of a group for which a foundation must act;
- k. the Secretary of State making a declaration under regulation 22(3) of the Education (Foundation Body) (England) Regulations 2000 that the school should form part of a group for which a foundation body acts;
- ka. where the proposals are to alter the upper age limit of the school, the decision of the Secretary of State to establish a new FE college under s16 of the Further and Higher Education Act 1992;
- l. where the proposals in question depend upon any of the events specified in paragraphs (a) to (ka) occurring by a specified date in relation to proposals relating to any other school or proposed school, the occurrence of such an event; and
- m. where proposals are related to proposals for the establishment of new schools or discontinuance of schools, and those proposals depend on the occurrence of events specified in regulation 20 of the School Organisation (Establishment and Discontinuance of Schools) (England) Regulations 2007(4) the occurrence of such an event.

(4) S.I. 2007/1288.

STAGE 4

4.76 The Decision Maker **must** set a date by which the condition **must** be met, but will be able to modify the date if the proposers confirm (preferably before the date expires), that the condition will be met later than originally thought. The condition-to-be-met-by date **must** be before the proposed implementation date of the proposal (which can also be modified if necessary). Therefore care **should** be taken when setting condition-to-be-met-by dates, particularly if proposals are “related” e.g. if a school is proposed to add a sixth form on 1st September one year, and enlarge on 1st September the following year, and the enlargement requires planning permission, the condition set **must** be met before the addition of a sixth form can be implemented (the earlier proposal). This is because as “related” proposals, they **should** both have the same decision, which in this case, would have been approval conditional upon planning permission being met. The proposer **should** inform the Decision Maker and the Department (SOCU, DCSF, Mowden Hall, Staindrop Road, Darlington DL3 9BG or by email to school.organisation@education.gsi.gov.uk) of the date when a condition is modified or met in order for the Department’s records, and those of Edubase to be kept up to date. If a condition is not met by the date specified, the proposals **must** be referred back to the Decision Maker for fresh consideration.

Decisions (Paragraphs 4.77-4.79)

4.77 All decisions **must** give reasons for the decision, irrespective of whether the proposals were rejected or approved, indicating the main factors/criteria for the decision.

4.78 A copy of all decisions **must** be forwarded to:

- the LA or governing body who published the proposals;
- the trustees of the school (if any);
- the Secretary of State (via the School Organisation & Competitions Unit, DCSF, Mowden Hall, Darlington DL3 9BG or by email to school.organisation@education.gsi.gov.uk);
- where the school includes provision for 14-16 education or sixth form education, the LSC;
- the local CofE diocese;
- the bishop of the RC diocese;
- each objector except where a petition has been received. Where a petition is received a decision letter **must** be sent to the person who submitted the petition, or where this is unknown, the signatory whose name appears first on the petition; and

STAGE 4

- where the school is a special school, the relevant primary care trust, an NHS trust or NHS foundation trust.

4.79 In addition, where proposals are decided by the LA, a copy of the decision **must** be sent to the Office of the Schools Adjudicator, Mowden Hall, Darlington DL3 9BG. Where proposals are decided by the schools adjudicator, a copy of the decision **must** be sent to the LA that it is proposed should maintain the school.

Can proposals be withdrawn? (Paragraph 4.80)

4.80 Proposals can be withdrawn at any point before a decision is taken. Written notice **must** be given to the LA, or governing body, if the proposals were published by the LA. Written notice **must** also be sent to the schools adjudicator (if proposals have been sent to him) and the Secretary of State – i.e. via the School Organisation & Competitions Unit, DCSF, Mowden Hall, Darlington DL3 9BG or by email to school.organisation@education.gsi.gov.uk. Written notice **must** also be placed at the main entrance to the school, or all the entrances if there are more than one.

This page is intentionally left blank

Equality impact assessment is a legal requirement for all strategies, plans, functions, policies, procedures and services under the Equalities Act 2010. We are also legally required to publish assessments.

Section 1: Description

| | | | | | | |
|------------------------------------------------------------------------------------------------------------------------------------------------------------------------------------------------------------------------------------------------------------------------------------------------|--------------------------------------------------------------------------------------------------------------------------------------------------------------------------------------------------------------------------------------------------------------------------------------------------------------------------------------------------------------------------------------------------------------------------------------------------------------------------------------------------------------------------------------------------------------------------------------------------------------------------------------------------------------------------------------------------------------------------------------------------------------------------------------------------------------------------------------------------------------------------------------------------------------------------------------------------------------------------------------------------------------------------------------------------------------------------------------------------------------------------------------------------------------------------------------------------------------------------------------------------------------------------|-----------|----------------------------------------------|-------------|---------------|---------|
| Department | Children , Families and Adults | | Lead officer responsible for assessment | | Rob Hyde | |
| Service | School Organisation | | Other members of team undertaking assessment | | Barbara Dale | |
| Date | April 2013 | | Version | | 4 | |
| Type of document (mark as appropriate) | Strategy | Plan √ | Function | Policy √ | Procedure | Service |
| Is this a new/existing/revision of an existing document (mark as appropriate) | New | | Existing | | Revision √ | |
| Title and subject of the impact assessment (include a brief description of the aims, outcomes , operational issues as appropriate and how it fits in with the wider aims of the organisation) Please attach a copy of the strategy/plan/function/policy/procedure/service | <p>Following the Portfolio's Holders decision of 4 February to issue a statutory notice on the proposed expansion of Wheelock CE Primary from 1FE to 1.5FE to provide an additional 105 school places with a revised proposed completion date of September 2014 a 4 week representation period commenced on 22 February 2013 and concluded on 22 March 2013.</p> <p>During that 4 week representation period a number of representations were received which will be presented to the School Organisation Sub Committee meeting of 26 April 2013. School Organisation Sub Committee are asked to approve to the expansion of Wheelock CE Primary from 1FE to 1.5FE to provide an additional 105 school places with a revised proposed completion date of September 2014</p> <p>There are any other associated policies and procedures as set out below:-</p> <ul style="list-style-type: none"> • Children and Families, Capital Strategy 2012/2013 • Statutory consultation has been undertaken on this proposal as the changes, if approved, will fall within the category of a significant enlargement as the additional accommodation proposed for Wheelock Primary would increase the capacity by more than 30 pupils and by more than 25%. | | | | | |

- The Local Authority must comply with statutory requirements as set out in The Education and Inspections Act 2006 (EIA 2006) and The School Organisation (Prescribed Alterations to Maintained Schools)(England) Regulations 2007 (as amended by The School Organisation and Governance (Amendment)(England) Regulations 2007 which came into force on 21 January 2008 and The School Organisation and Governance (Amendment)(England) Regulations 2009 which came into force on 1 September 2009).

The aims, objectives and outcomes of this proposed change are as follows:-

The proposal, if determined, will provide additional primary school places for the Wheelock area of Sandbach to address the forecast shortfall for this area. In addition, this will deliver a level of operational surplus for the Local Authority, which is a level of spare capacity intended to accommodate reasonable journey times to school, some degree of parental choice, and flexibility to allow for mid-year entrants. The proposal will therefore have a significant positive impact on the current projected shortfall in the number of school places in Sandbach and on parental choice and, at worst, a neutral impact on vulnerable and minority groups in the community.

The outcomes of consultation were summarised in a report to the Portfolio Holder for a decision on 3 December 2012, (which was extended to 17 December and further extended to 4 February.) In deciding whether or not to give permission to publish proposals it is a requirement both under DfE guidance and case law that the decision maker should consider the views expressed during consultation and take into account the Equality Impact Assessment. It is therefore imperative that full details of all views submitted are made available at the decision meeting.

Wheelock Primary School is a popular and successful school with a published admission number (PAN) of 30 pupil places and overall accommodation for 210 pupils across the 7 year groups. The Local Authority is proposing an increase to provide 315 pupil places with a proposed implementation date of September 2013. This increase, if approved, will provide sufficient accommodation for an intake at the normal point of entry to the school (the reception class) of 45 pupils with the school operating in the longer term as a 1.5 form of entry

| | |
|--------------------------------------------------------------------------------------------------------------------|--------------------------------------------------------------------------------------------------------------------------------------------------------------------------------------------------------------------------------------------------------------------------------------------------------------------------------------------------------------------------------------------------------------------------------------------------------------------------------------------------------------------------------------------------------------------------------------------------------------------------------------------------------------------------------------------------------------------------------------------------------------------------------------------------------------------------------------------------------------------------------------------------------------------------------------------------------------------------------------------------|
| | <p>primary school as the relevant year group moves through the school.</p> <p>Wheelock Primary is situated in the Sandbach area of the Congleton Local Area Partnership. Sandbach has 8 primary schools and 2 secondary schools. Two of these primary schools fall within the Crewe Local Area Partnership and serve the Haslington area (Haslington Primary and The Dingle Primary schools). The total capacity across the 8 primary schools is currently 1915 pupil places. Forecasts indicate that there will be a shortfall of 151 pupil places by 2017, taking into account all 8 primary schools.</p> <p>The 6 primary schools located in the Sandbach town area (excluding the two Haslington primary schools) have a combined capacity of 1295 school places. Pupil forecasts for these 6 schools indicate that by 2017 there will be an overall shortfall in the number of pupil places of 11% (144). The number of spare pupil places is forecast to fall to 0% in September 2013.</p> |
| Who are the main stakeholders? (eg general public, employees, Councillors, partners, specific audiences) | <ul style="list-style-type: none"> • Children and their parents and carers • Headteachers in schools in Sandbach |

Section 2: Initial screening

| | |
|----------------------------------------------------------------------------------------|--------------------------------------------------------------------------------------------------------------------------------------------------------|
| Who is affected? (This may or may not include the stakeholders listed above) | Children and Young People Parents / Carers Schools |
| Who is intended to benefit and how? | Young Children and their parents and carers in the Sandbach area and in particular, families resident in the area normally served by Wheelock Primary. |
| Could there be a different impact or outcome for some groups? | This proposal will have a marginal positive impact for members of the local community. |
| Does it include making decisions based | Any decision on the proposal will not be based on any individual characteristics, needs or circumstances |

| on individual characteristics, needs or circumstances? | |
|-----------------------------------------------------------------------------------------------------------------------------------------------------------------------|----------------------------------------------------------------------------------------------------------------------------------------------------------------------------------------------------------------------------------------------------------------------------------------------------------------------------------------------------------------------------------------------------------------------------------------------------------------------------------------------------------------------------------------------------------------------------------------------------------------------------------------------------------------------------------------------------------------------------------------------------------------------------------------------------------------------------------------------------------------------------------------------------------------------------------------------------------------------------------------------------------------------------------------------------------------------------------------------------------------------------------------------------------------------------------------------------------------------------------------------------------------------------------------------------------------------------------------------------------------------------------------------------------------------------------------------------------------------------------------------------------------------------------------------------------------------------------------------------------------------------------------------------------------------------------------------------------------------------------------------------------------------------------------------------------------------------------------------------------------------------------------------------------------------------------------------------------------------------------------------------------------------------------------------------------------------------------------------------------------------------------------------------------------------------------------------------------------------------------------------------------------------------------------------------------------------------------------------------------------------------------------------------------------------------------------------------------------------------------------------------------------------------------------------------------------------------------------------------------------------------------------------------|
| <p>Are relations between different groups or communities likely to be affected? (eg will it favour one particular group or deny opportunities for others?)</p> | <p>A number of concerns were expressed during the statutory consultation process that this proposal will have a detrimental impact on nearby schools by increasing the capacity in the area by an additional 105 primary school places across all year groups, with an increased intake at the normal point of entry of 15 additional pupils. Concern was raised that whilst the expectation is that the additional places would be phased in at the normal point of entry to the school, the additional accommodation that would need to be provided would undermine the admission authority's ability to justify prejudice at appeal, should an unsuccessful applicant challenge a decision to refuse admission.</p> <p>Whilst the decision of an independent appeal panel cannot be pre-empted, the view of the admission authority is that there would be prejudice to the provision of efficient education and efficient use of resources if the school was expected to take into the school 105 extra pupils on implementation.</p> <p>Phasing in of the accommodation is essential to ensure appropriate pupil teacher ratios, to mitigate any risk to existing pupils and to the school's ability to set a balanced budget, for which there would be a negative impact if new accommodation was utilised immediately. The purpose of this proposal is to provide sufficient places in the area to meet growing demand and not to have a detrimental impact on nearby schools.</p> <p>The Local Authority in making this recommendation for expansion has taken into account pupils forecasts which indicate that there will an insufficient number of pupil places for Sandbach residents in the future. Forecasts indicate that there will be a shortfall across all year groups and all schools from 2013. Further analysis of October 2012 data shows that the pressure on places in these schools is predominantly in Key Stage 1 with a shortfall of 32 places in the reception cohort for 2012 and an overall shortfall of 9 places across KS1. This is compared with 82 spare pupil places across KS2. Excluding the two Haslington primary schools, the pressure on places in the Sandbach area is greater with a KS 1 having an overall shortfall of 15 places and only 40 pupils places in KS2. This more recent change in the demand for places in the area must be addressed to ensure that the LA can meet its statutory duty of providing sufficient school places for children in its area.</p> <p>In addition, analysis of reception intakes indicates that the number of children in the combined catchment areas for</p> |

| | |
|-------------------------------------------------------------------------------------------------------------------------------------------------------------------|--------------------------------------------------------------------------------------------------------------------------------------------------------------------------------------------------------------------------------------------------------------------------------------------------------------------------------------------------------------------------------------------------------------------------------------------------------------------------------------------------------------------------------------------------------------------------------------------------------------------------------------------------------------------------------------------------------------------------------------------------------------------------------------------------------------------------------------------------------------------------------------------------------------------------------------------------------------------------------------------------------------------------------------------------------------------------------------------------------------------------------------------------------------------------------------------------------------------------------------------------------------------------------------------------------------------------------------------------------------------------------------------------------------------------------------------------------------------------------------------------------------------------------------------------------------------------------------------------------------------------------------------------------------------------------------------------------------------------------------------------------------------------------------------------------------------------------------------------------------------------------------------------------------------------------------------------------------------------------------------------------------------------------------------------------------------------------------------------------------------------------------------------------------------------------------------------------------------------------------------------------------------------------------------------------------------------------------------------------|
| | <p>September 2012 and 2013 exceed the total number of reception class places available. For 2012, including the Haslington schools, there are a total of 283 resident pupils for 275 pupil places available. For 2013 reception intake to date there are a total of 261 children resident in the combined ctachmnet areas. Excluding the Haslington area, there are 175 pupil places and 209 resident pupils for 2013 admissions.</p> <p>In formulating the options for consideration the Local Authority has given consideration to a number of issues, including the number of pupils in each school's catchment area, the number of first preferences received for each school, the current size of the school together with the school site suitability for expansion. Suitable schools also needed to be central to the area where the extra places are required.</p> <p>On 30 October, at the start of the consultation process, a meeting was held with headteachers and governor representatives of the Sandbach primary schools to provide information about the proposed expansion of Wheelock Primary and the rationale, pupil forecasts and the process for change. Attendees acknowledged the pressure for places for the area but expressed objection to the Wheelock Primary proposal. Concern was expressed that informal consultation procedures had not been implemented allowing schools in the area the opportunity to be part of the process of identifying options for change and that the proposal for 105 places had the potential to impact on other Sandbach schools if the additional capacity was in place for September 2013 as proposed. Additional comments were made regarding alternative solutions that attendees at the meeting considered more appropriate for the area and it was agreed that a further meeting would be arranged during the consultation period to facilitate feedback on the alternative solutions suggested.</p> <p>On 9 November a further meeting took place. The issues raised at the meeting include procedure: which was questioned in relation to the undertaking of equality impact assessments, data, timing of proposals and the potential impact on other schools and consultation timescales, with recommendations in relation to the latter that the 5 weeks is insufficient .</p> |
| <p>Is there any specific targeted action to promote equality? Is there a history of unequal outcomes (do you have enough evidence to prove otherwise)?</p> | <p>Consultation has been undertaken over a 5 week period inviting feedback on the proposals from anyone with an interest.</p> |

| Is there an actual or potential negative impact on these specific characteristics? (Please tick) | | | | | | | | | | | |
|----------------------------------------------------------------------------------------------------------------------------------------------------------------------------------------------------------------|--------------------------------------------------------------------------------------------------------------------------------------------------------------------------------------------------------------------------------------------------------------------------------------------------------------------------------------------------------------------------------|--------|------------------------------|---|--------|--------------------|---|--------|-----------------------|--------------------------------------|----|
| Age | Y | N ✓ | Marriage & civil partnership | Y | N ✓ | Religion & belief | Y | N ✓ | Carers | | N |
| Disability | Y | N ✓ | Pregnancy & maternity | Y | N ✓ | Sex | Y | N ✓ | Socio-economic status | | N |
| Gender reassignment | Y | N ✓ | Race | Y | N ✓ | Sexual orientation | Y | N ✓ | | | |
| What evidence do you have to support your findings? (quantitative and qualitative) Please provide additional information that you wish to include as appendices to this document, i.e., graphs, tables, charts | | | | | | | | | | Consultation/involvement carried out | |
| | | | | | | | | | | Yes | No |
| Age | This will positively impact on the number of school places for young people of primary school age in the Sandbach area and thereby increasing opportunities for parental choice, in line with DfE guidance. | | | | | | | | | ✓ | |
| Disability | The proposal will have a marginally positive impact on young people and parents with a disability because the provision of additional places will overall provide sufficient places closer to person's place of residence. The proposal will also offer greater parental choice for those families with wider caring responsibilities for household members with a disability. | | | | | | | | | ✓ | |
| Gender reassignment | The Local Authority is bound by the Admissions Code and Regulations and this does not allow for any discrimination in this respect. However, given the very young age of the pupils it is unlikely that any issues | | | | | | | | | ✓ | |

| | | | |
|-----------------------------------------|---------------------------------------------------------------------------------------------------------------------------------------------------------------------------------------------------------------------------------------------------------------------------------------------------------------------------------------------------------------------------------------------------------------------------------|---|--|
| | will arise in relation to these protected characteristics. | | |
| Marriage & civil partnership | <p>The Local Authority is bound by the Admissions Code and Regulations and this does not allow for any discrimination in this respect.</p> <p>Admissions to the school are made following the local authorities admission arrangements and over subscription criteria. All applications are considered against the over subscription criteria on a equal basis without reference to the marital status of the parent/carer.</p> | v | |
| Pregnancy & maternity | <p>The Local Authority is bound by the Admissions Code and Regulations and this does not allow for any discrimination in this respect.</p> <p>Admissions to the school are made following the local authorities admission arrangements and over subscription criteria. All applications are considered against the over subscription criteria on a equal basis without reference to the status of the parent/carer</p> | v | |
| Race | <p>The Local Authority is bound by the Admissions Code and Regulations and this does not allow for any discrimination in this respect.</p> <p>Race is recorded as the following from Wheelock school:</p> <ul style="list-style-type: none"> • 97% White • 2% Mixed/Dual Background • 0.5% Asian or Asian British • 0.5% Other Groups or Not recorded | v | |

| | | | |
|------------------------------|-------------------------------------------------------------------------------------------------------------------------------------------------------------------------------------------------------------------------------------------------------------------------------------------------------------------------------------------------------------------------------------------------------------------------------------------------------------------------------------|---|--|
| | <p>The average recorded data across the Sandbach primary is:</p> <ul style="list-style-type: none"> • 94% White • 2 % Mixed/Dual Background • 1% Asian or Asian British • 0% Black or Black British • 3% Other Groups or Not recorded <p>The local authority has no reason to believe that any proposed expansion of the school would result in an overall change to the current demographics.</p> | | |
| Religion & belief | <p>The Local Authority is bound by the Admissions Code and Regulations and this does not allow for any discrimination in this respect. Wheelock Primary School is a Community school and as such all admission applications are considered against the admission arrangements and over subscription criteria as determined by the Local Authority.</p> <p>The over subscription criteria are applicable to all applications on an equal basis irrespective of religious belief.</p> | ✓ | |
| Sex | <p>There is an equal gender balance girls and boys currently attending Wheelock Primary, Girls represent 49% of the Wheelock pupils with boys 51%. This represents a similar school population demographic across Sandbach schools with 49% male and 51% female.</p> | ✓ | |
| Sexual orientation | <p>The Local Authority is bound by the Admissions Code and Regulations which does not allow for any discrimination in this respect. However, given the very young age of the pupils it is unlikely that any issues will arise in relation to these protected characteristics.</p> | ✓ | |
| Carers | <p>The proposal will have a marginally positive impact on persons with dependents and will offer greater parental choice for those families with wider</p> | ✓ | |

| | | | |
|---------------------------------------------------------|-------------------------------------------------------------------------------------------------------------------------------------------------------------------------------------------------------------------------------------------------------------------------------------------|-------------|-----------------------|
| | caring responsibilities. | | |
| Socio-economic status | It is considered that the proposal will have a positive impact on those children/young people included in this group Currently 6.6 % of pupils attending Wheelock Primary are eligible for free school meals. In comparison 12.6% are eligible across the 6 Sandbach Town primary schools | ✓ | |
| | | | |
| Proceed to full impact assessment? (Please tick) | Yes | No ✓ | Date 17.1.2013 |

If yes, please proceed to Section 3. If no, please publish the initial screening as part of the suite of documents relating to this issue

Section 3: Identifying impacts and evidence

This section identifies if there are impacts on equality, diversity and cohesion, what evidence there is to support the conclusion and what further action is needed

| Protected characteristics | Is the policy (function etc....) likely to have an adverse impact on any of the groups? Please include evidence (qualitative & quantitative) and consultations | Are there any positive impacts of the policy (function etc....) on any of the groups? Please include evidence (qualitative & quantitative) and consultations | Please rate the impact taking into account any measures already in place to reduce the impacts identified High: Significant potential impact; history of complaints; no mitigating measures in place; need for consultation Medium: Some potential impact; some mitigating measures in place, lack of evidence to show effectiveness of measures Low: Little/no identified impacts; heavily legislation-led; limited public facing aspect | Further action (only an outline needs to be included here. A full action plan can be included at Section 4) |
|---------------------------|-----------------------------------------------------------------------------------------------------------------------------------------------------------------------|---------------------------------------------------------------------------------------------------------------------------------------------------------------------|-------------------------------------------------------------------------------------------------------------------------------------------------------------------------------------------------------------------------------------------------------------------------------------------------------------------------------------------------------------------------------------------------------------------------------------------------------------------------|-------------------------------------------------------------------------------------------------------------|
| Age | | | | |

EQUALITY IMPACT ASSESSMENT FORM

Annex 9

| | | | | |
|----------------------------------------------------------------------------------------------------------------------------------------------------------------------------------------------------------------------------------------------------------------------|--|--|--|--|
| Disability | | | | |
| Gender reassignment | | | | |
| Marriage & civil partnership | | | | |
| Pregnancy and maternity | | | | |
| Race | | | | |
| Religion & belief | | | | |
| Sex | | | | |
| Sexual orientation | | | | |
| Carers | | | | |
| Socio-economics | | | | |
| Is this project due to be carried out wholly or partly by contractors? If yes, please indicate how you have ensured that the partner organisation complies with equality legislation (e.g. tendering, awards process, contract, monitoring and performance measures) | | | | |

Section 4: Review and conclusion

Summary: provide a brief overview including impact, changes, improvement, any gaps in evidence and additional data that is needed

At the Portfolio Holders meeting of 3 December the decision was “to defer for two weeks to enable further consideration to be given to additional information and comments received during the consultation period.” A further Portfolio Holders meeting was arranged for 17 December and the decision to publish a statutory notice was again deferred to allow a further two weeks consultation on the alternative solutions to the increasing demand for places in the Sandbach area. In response to this decision, officers held a further meeting with headteachers and governors of primary schools in the Sandbach area to seek their preferred alternative options and a public “drop in” session was arranged to seek the views of parent /carers and other interested parties.

Feedback from the public “drop in” session and the additional meeting with headteachers was presented to the Portfolio Holder at the meeting on 4 February. The Portfolio’s Holders decision was to issue a statutory notice on the proposed expansion of Wheelock CE Primary from 1FE to 1.5FE and the 4 week representation period commenced on 22 February 2013 and concluded on 22 March 2013.

During that 4 week representation period a number of representations were received which will be presented to the School Organisation Sub Committee meeting of 26 April 2013. School Organisation Sub Committee are asked to approve the expansion of Wheelock CE Primary from 1FE to 1.5FE to provide an additional 105 school places with a revised proposed completion date of September 2014

| Specific actions to be taken to reduce, justify or remove any adverse impacts | How will this be monitored? | Officer responsible | Target date |
|--------------------------------------------------------------------------------------------------------------------------------------------------------------------------------------------------------------------------------------------------------------------------------------------------------------------------------------------------------------------------------------|-------------------------------------------------------------------------------------------------------------------------------------------------------------------------------------------------------------------------------------------------------------------------------------------------------------------------------|---------------------|------------------------------------------------------------------------------------------|
| <p>Concerns raised about the potential detriment to nearby schools due to possible “in year” movement to Wheelock.</p> <p>The additional capacity of 15 places applies to the normal point of entry to the school (Reception class) and further admissions would need to be phased in for each year group upto 2018. further admission into other year groups could have adverse</p> | <p>Monitor in year applications to the higher year groups for all Sandbach Primary schools liaise with the schools as necessary.</p> <p>Unless exceptional circumstances apply applications for year groups that are already over subscribed or at PAN should be refused and parents/ carers offered the right of appeal.</p> | Barbara Dale | Ongoing for a period of at least 12 months following completion of the building project. |

EQUALITY IMPACT ASSESSMENT FORM

Annex 9

| | | | |
|-------------------------------------------------------------------------------------------------------------------------------------------------------------------------------------------------------------------------------------------------------------------------------------------------------------------------------------------------------------------------------------------------------------------------------------------------------------------------------------------|----------------------------------------------------------------------------------------------------------------------------------------------------------------------------------------------------------------------------------------------------------------------------------------------------------------------------------------------------------------------------------------------------------------------------------------------------------------------------------------------------------------------------------------------------------------------------------------------------------------------------------------------------------------------------------------------------------|--|--|
| impact on pupils at Wheelock Primary further admissions could be prejudicial due to insufficient staffing and higher pupil teacher ratios. | | | |
| Concerns raised regarding the current proposal to remove free school transport from Ettiley Heath, to Wheelock Primary. Wheelock Primary is the catchment school for this area and transport is currently provided as the route is currently designated as a hazardous route. | This proposal is still under assessment and no decision has being taken. | | |
| <p>During the consultation and meetings between Officers and headteachers questions had being raised about the absence of a long term strategy.</p> <p>At a meeting of 14 January Officers shared information on future plans although it was stressed that this long term strategy was conditional on a number of factors and could not be guaranteed as decisions on proposals were subject to statutory and locally agreed procedures and therefore outside of the officers remit.</p> | <p>The local authorities longer term strategy for the Sandbach area is dependent on a number of factors namely sufficient capital funding, housing developments and pupil forecasts.</p> <p>Local Authority review pupil forecasts annually to determine demand for places. Housing developments of 10 or more dwellings will be monitored by Officers and by applying the pupil yield determine the expected numbers of additional pupils in the area. In addition potential Section 160 contributions will be sought and secured as appropriate.</p> <p>Review provision in an area through prior consultation with schools , transparency was important for any future proposed school expansions</p> | | |

EQUALITY IMPACT ASSESSMENT FORM

Annex 9

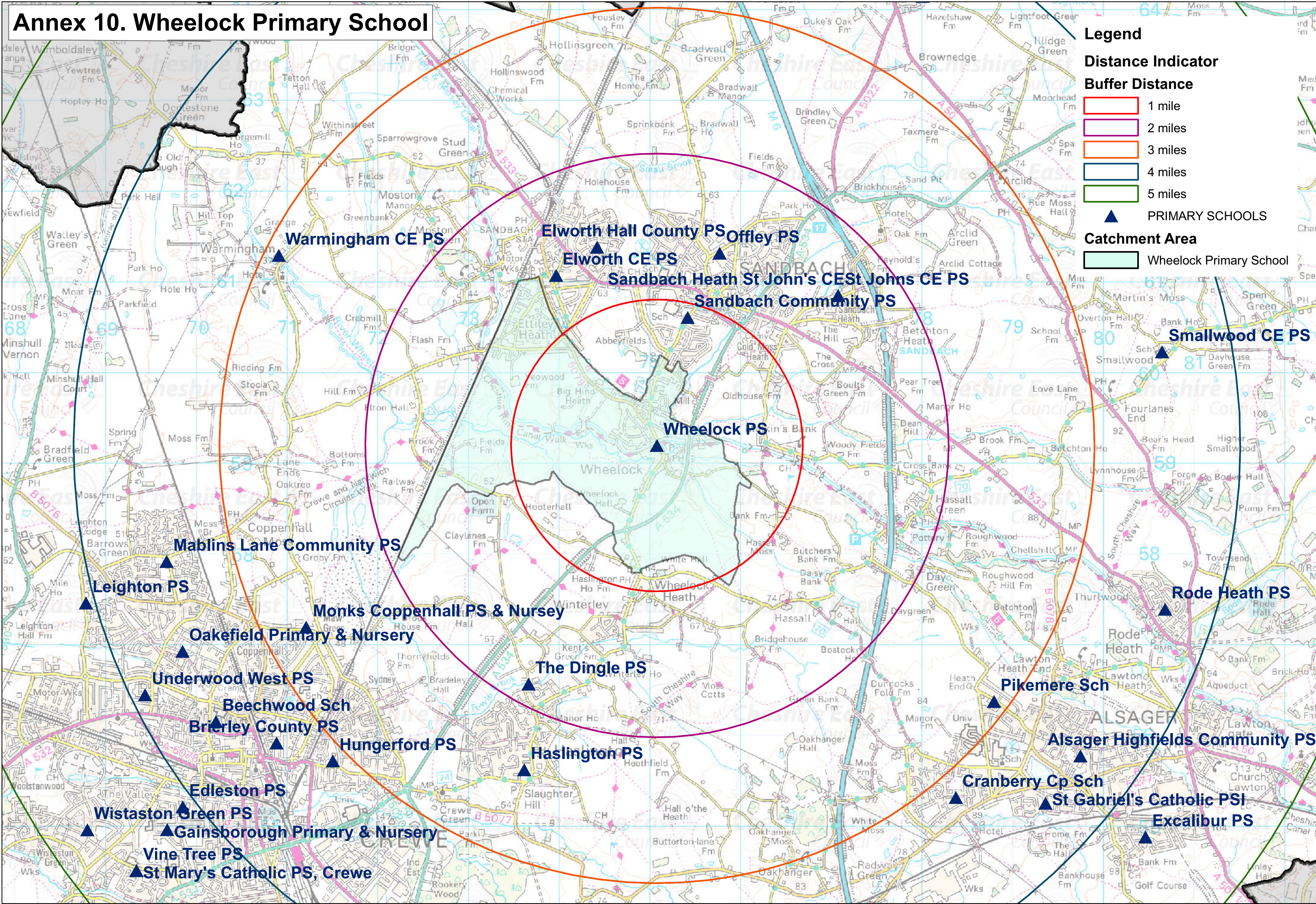
| | | | |
|-----------------------------------------------------------------------------------------------------------------------------------------------------------------------------------------------------------------------------------------------------------------------------------------------------------------------------------------------------------------------------------------------------------------------------------------------------------------------------------------------------------------------------------------------------------------------------------------------------------------------------------------------------------------------------------------------------------------------------------------------------------------------------------------------------------------------------------------------------------------------------------------------------------------------------------------------------------------------------------|------------------------------------------------------------------------------------------------------------------------------------------------------------------------------------------------------------------------------------------------------------------------------------------------------------------------------------------------------------------------------------------------------------------------------------------------------------------------------------------------------------------------------------------------------------------------------------------------------------------------------------------------------------------------------------------------------------|--|--|
| <p>Questions has being raised regarding the catchment area of the schools and could these be reviewed to distribute the children more evenly, negate the need to provide transport from the Ettiley Heath area to Wheelock and to take account of any future housing developments.</p> <p>Whilst catchment areas are used to determine priority for admission to a particular school parents will continue to choice schools for many reasons and places for “ in area” applicants are not guaranteed.</p> <p>Based on January 2012 number on roll (212)78% of the children attending the school are living in Wheelock’s catchment area. In comparison only 49% of children living within the catchment area are attending the school. However, this could be contributed to the fact that for the last 4 years “ in area” applicants for Reception intake have not being successful in securing a place at the school and have had to accept places at other local schools.</p> | <p>In anticipation of potential housing developments the Local Authority had already undertaken a review of catchment areas in 2011. In 2012 the local authority had consulted on the rezoning of an area from Elworth CE to Elworth Hall and as a result of this consultation had determined the rezoning arrangements for September 2013 admissions.</p> <p>Changes to school catchment areas require statutory consultation. However, as part of the overall contuing review of provision in the area and taking into account future housing developments and prior consultation with the schools prior to any decision the local authority wold give consideration to further changes as required.</p> | | |
| <p>Please provide details and link to full action plan for actions</p> | | | |
| <p>When will this assessment be reviewed?</p> | | | |

EQUALITY IMPACT ASSESSMENT FORM**Annex 9**

| | | | |
|-------------------------------------------------------------------------------------------------|--|------|--|
| Are there any additional assessments that need to be undertaken in relation to this assessment? | | | |
| | | | |
| Lead officer signoff | | Date | |
| Head of service signoff | | Date | |

Please publish this completed EIA form on your website

Annex 10. Wheelock Primary School



This page is intentionally left blank